RENAULT

CLIO

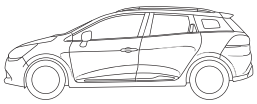

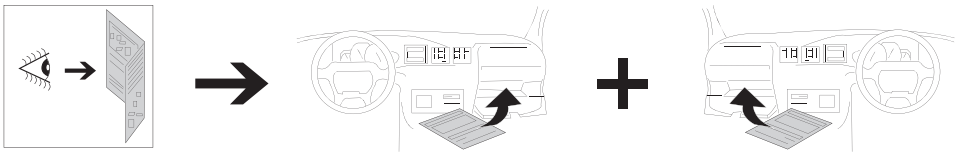

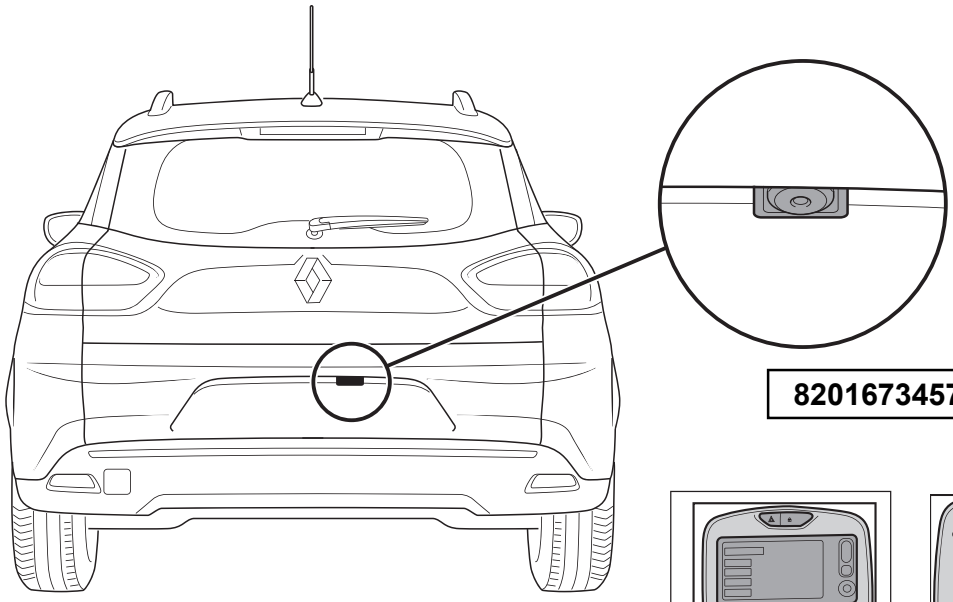

8201673457

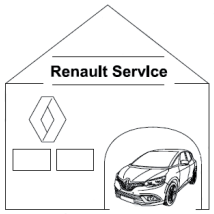

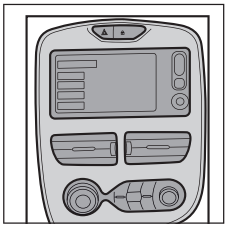

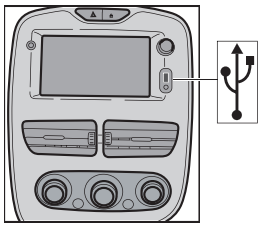

FRA Instructions de montage	**CRO** Návody k montáži	**PLK** Instrukcje wbudowania
CZA Pokyny pro montáž	**HUN** Beépítési utasítások	**PTG** Instruções de montagem
DAN Monteringsveiledning	**ITA** Istruzioni per il montaggio	**ROM** Instructiuni de montaj
DEU Einbauanleitung	**JPN** 取付説明書	**RUS** Инструкция по монтажу
ENG Installation instructions	**KOR** 조립설명서	**SLK** Návod na zabudovanie
ESP Istrucciones de montaje	**LTH** Montavimo instrukcija	**SLV** Navodila za inštalacijo
EST Paigaldusjuhised	**LET** Montāžas instrukcijas	**SWE** Montageanvisning
FIN Asennusohje	**NLD** Inbouwhandleiding	**TRK** Montaj talimatlari
GRK Οδηγίες συναρμολόγησης	**NOR** Monteringsveiledning	

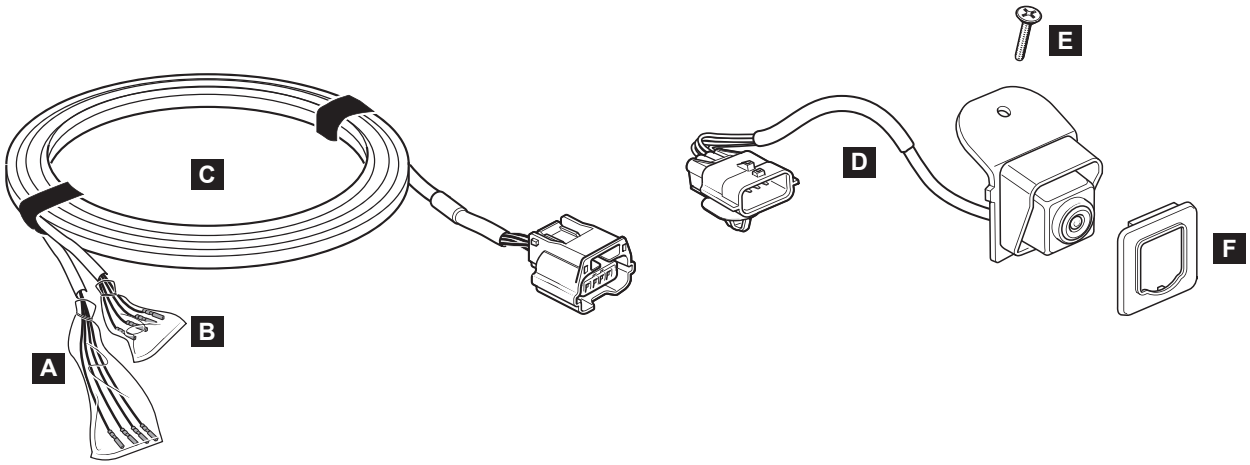
E
C
D
F
B
A

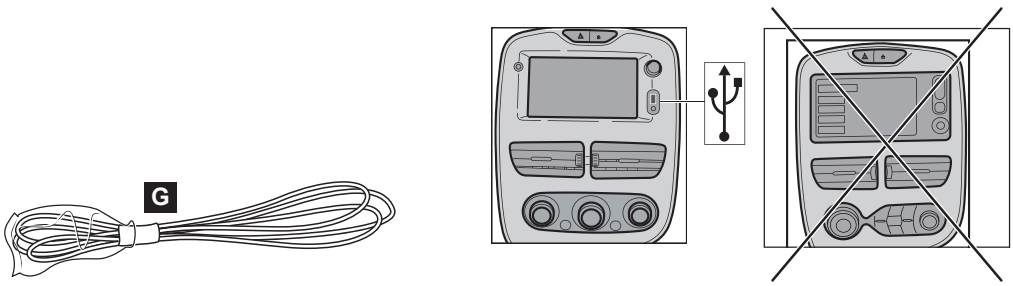
G

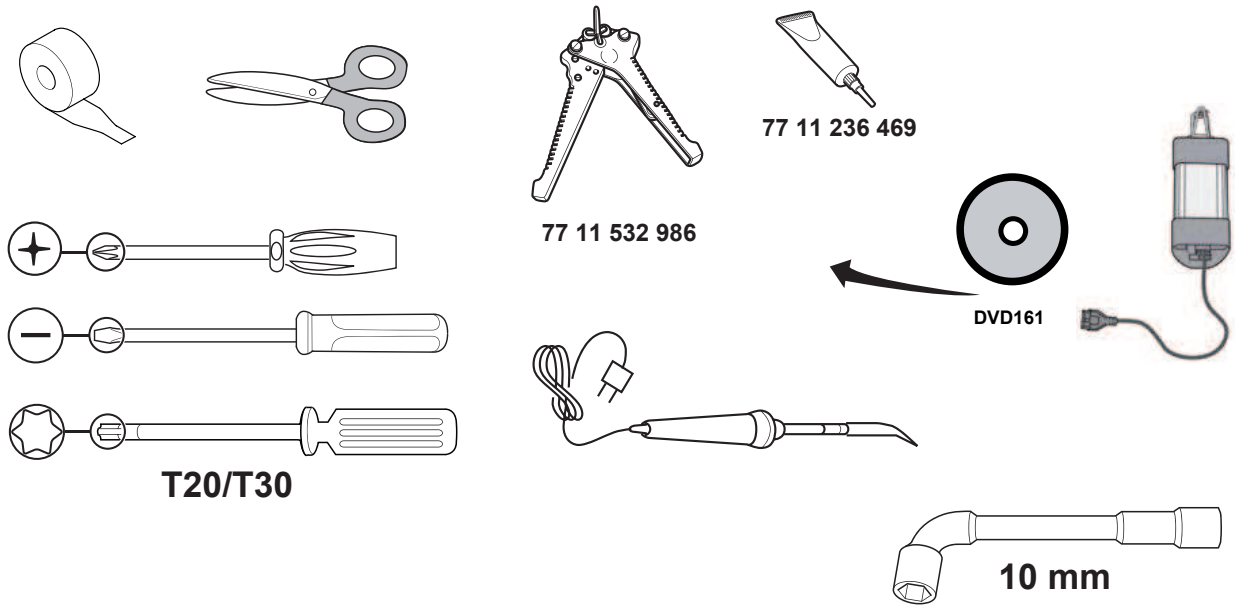
77 11 236 469
77 11 532 986
DVD161
T20/T30
10 mm

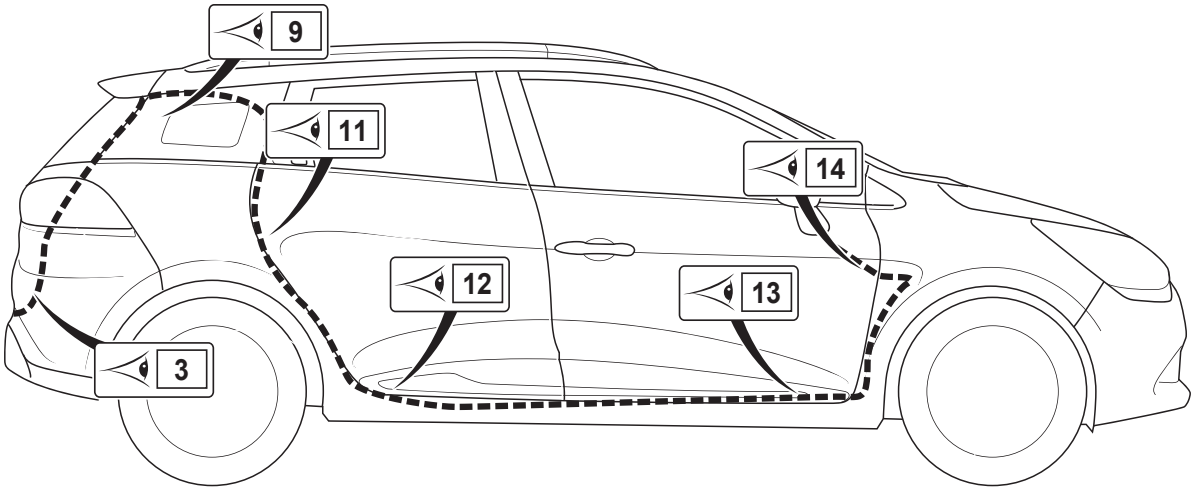
9
11
14
12
13
3

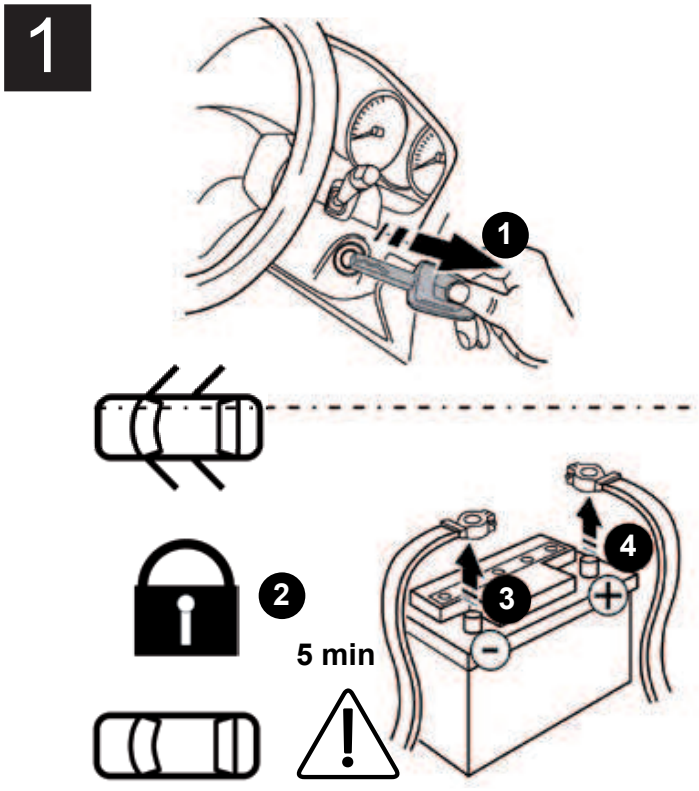
1
1
2
5 min
3
4

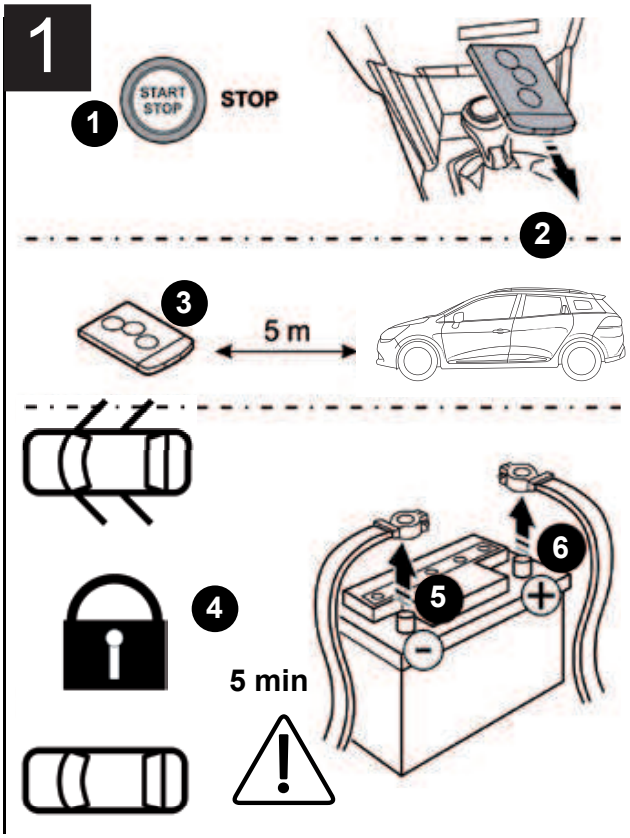
1
START STOP
STOP
2
3
5 m
4
5 min
5
6

2

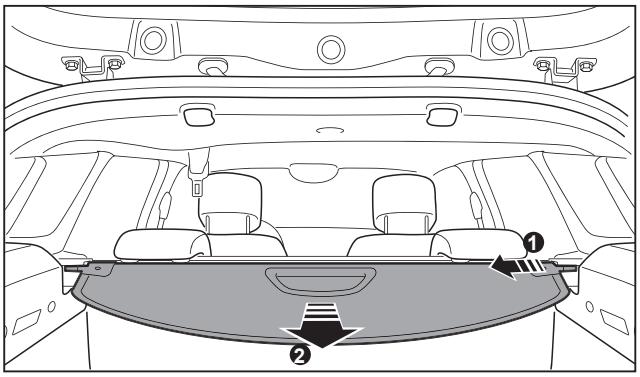

3

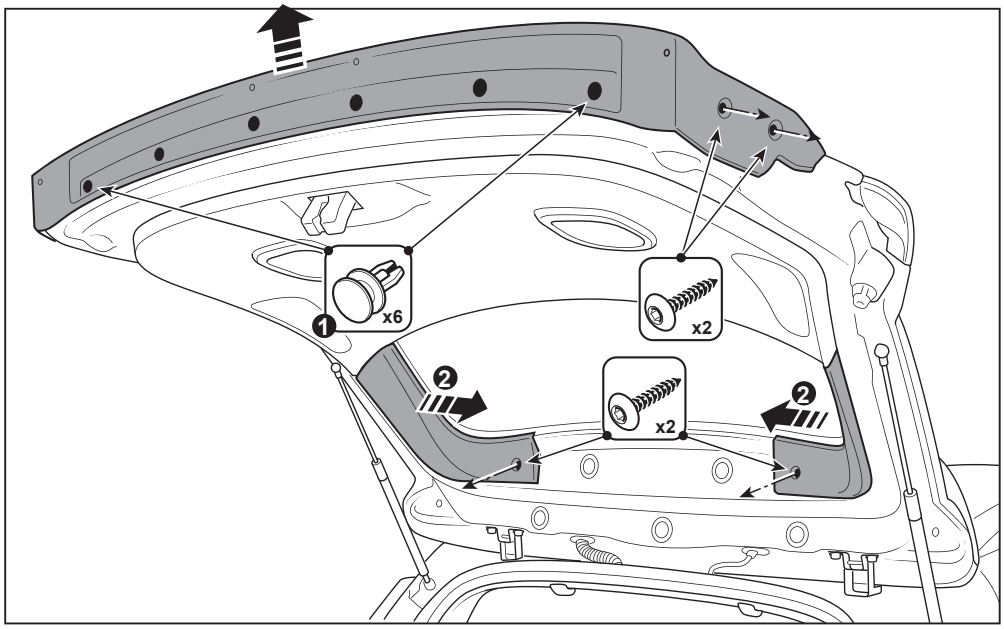

T20

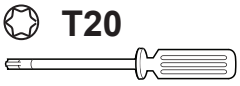

4

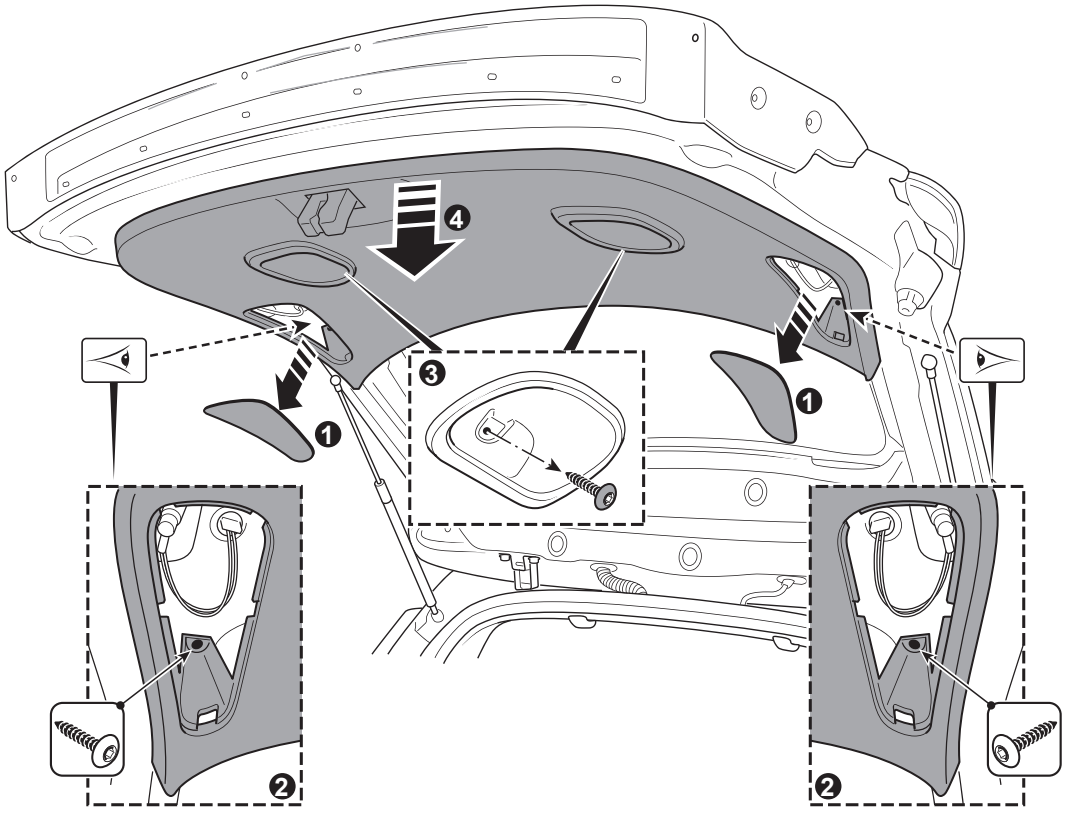

T20

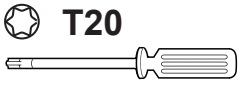

5

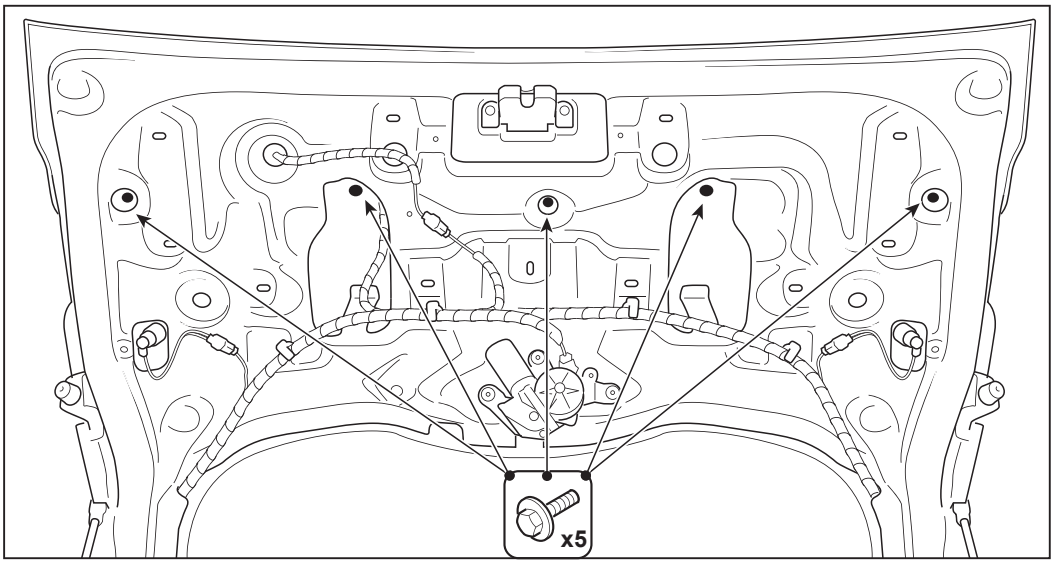

10 mm



6

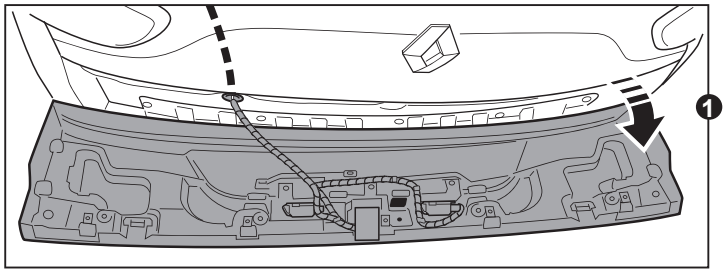

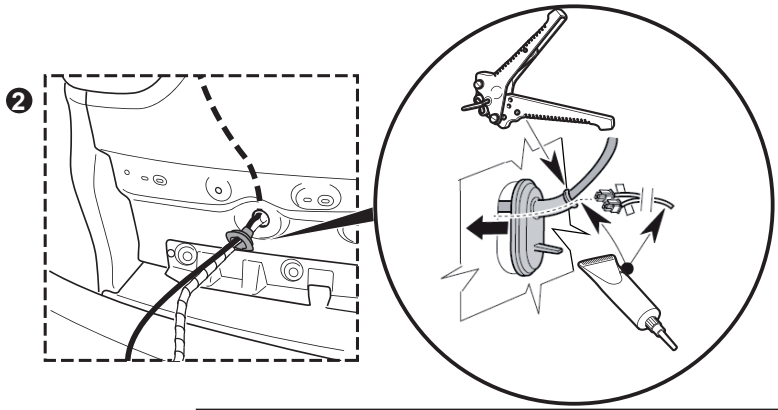

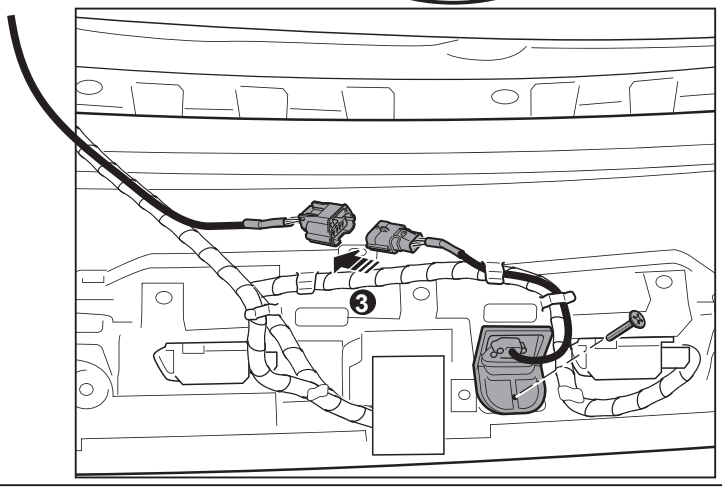

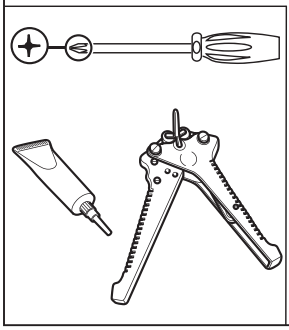

7

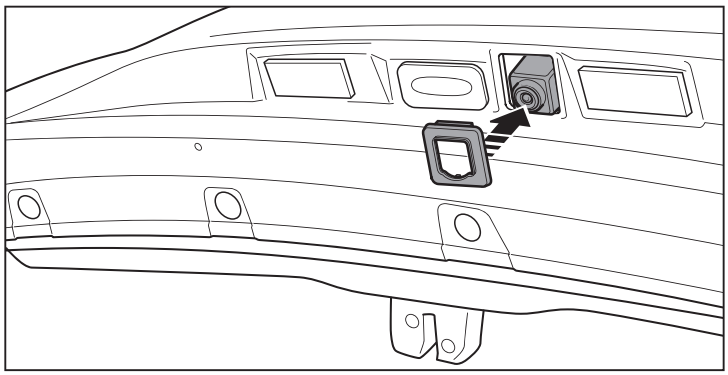

8

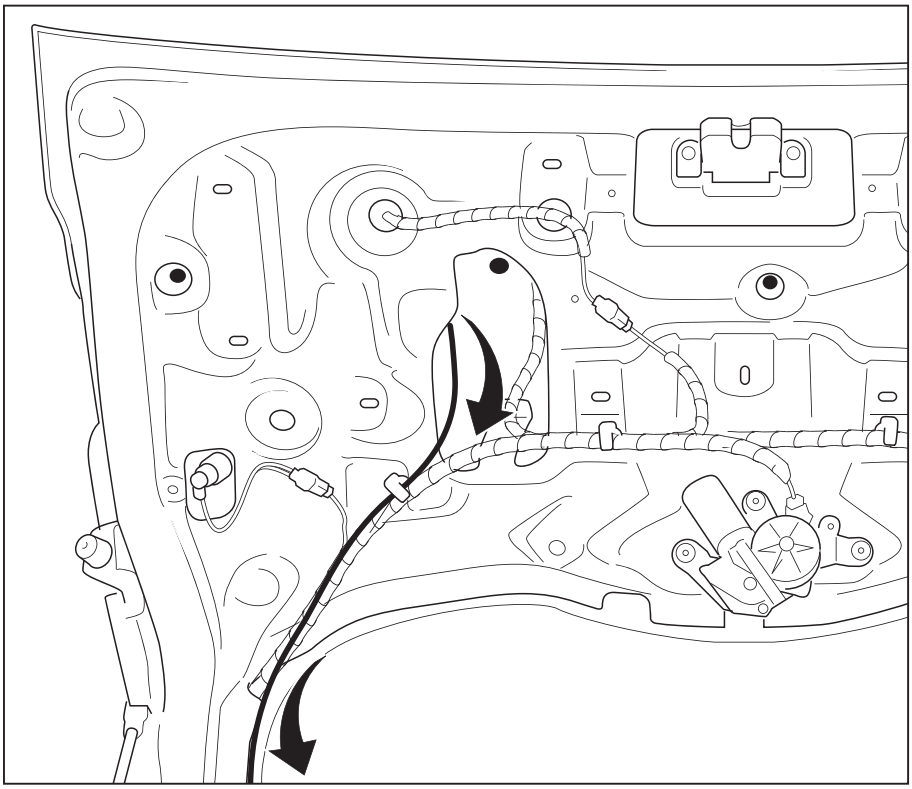

9

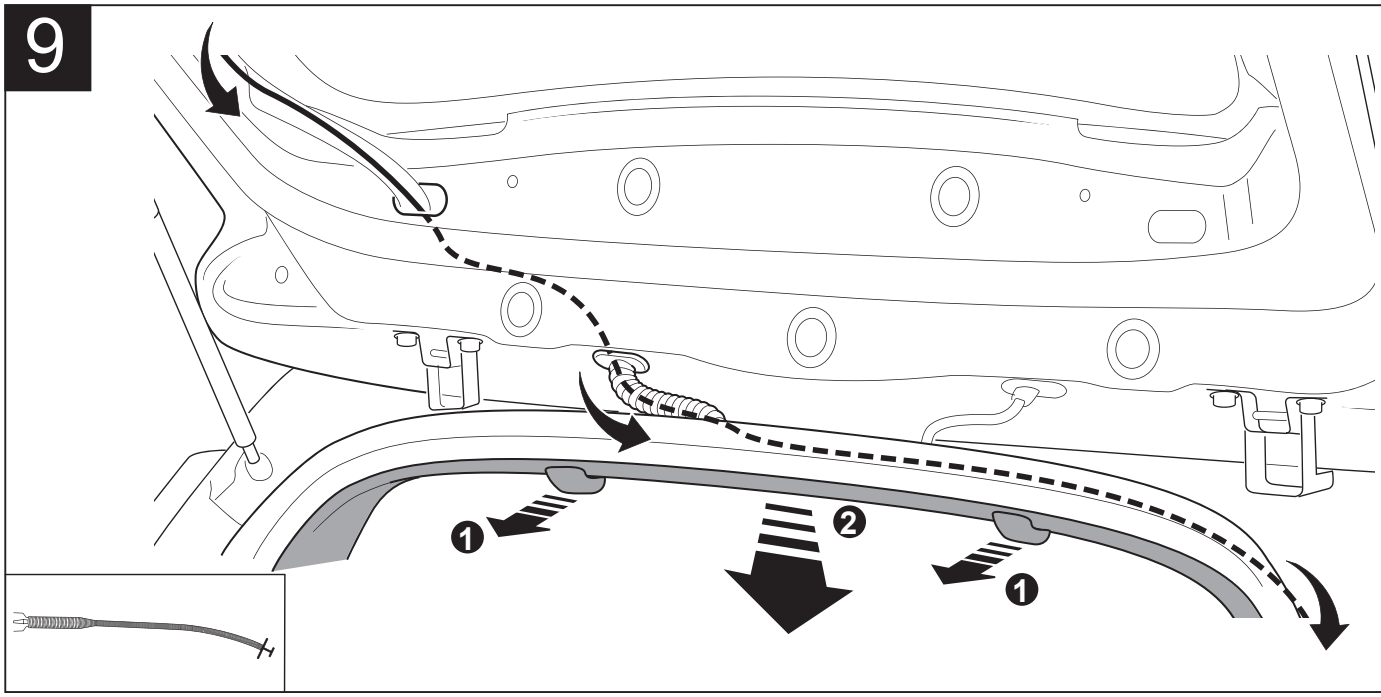

10

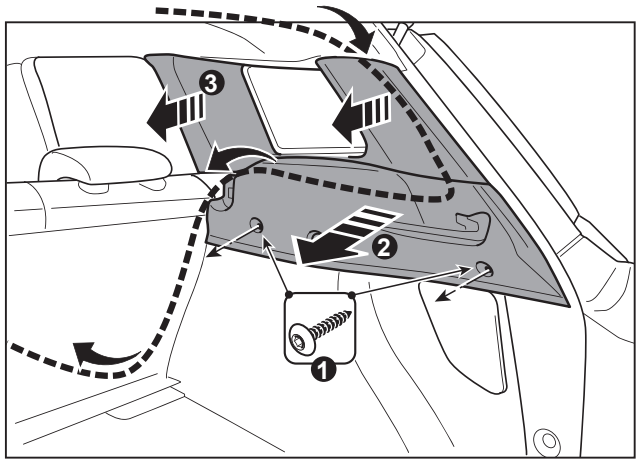

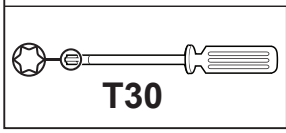

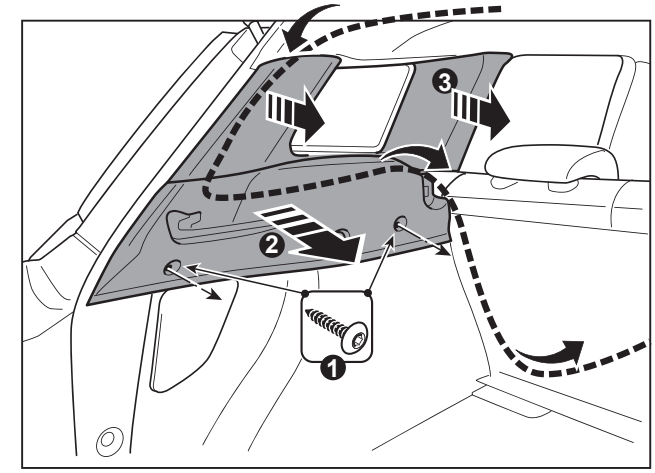

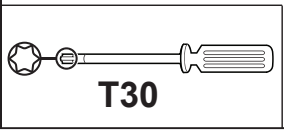

11

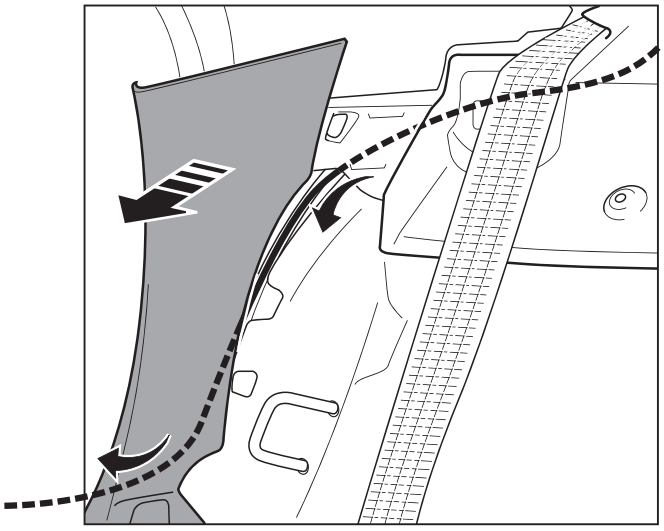

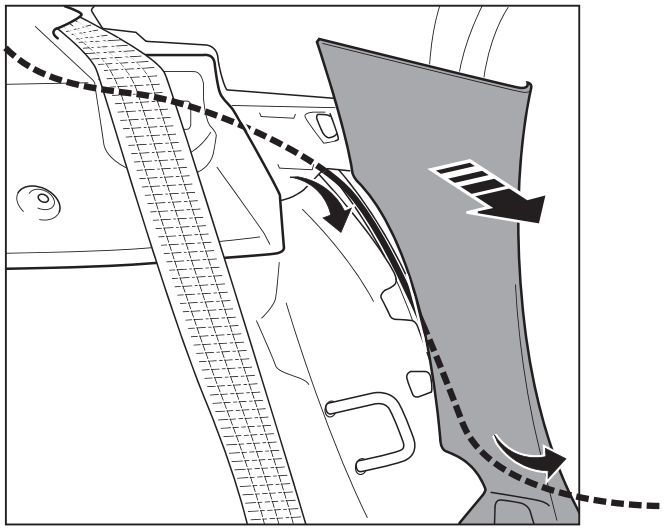

12

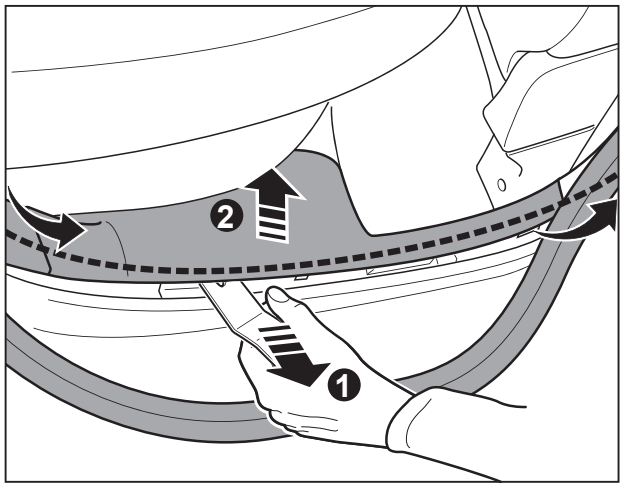

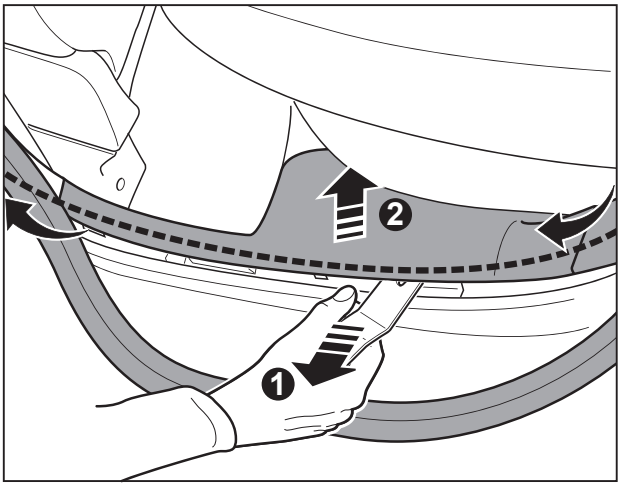

13

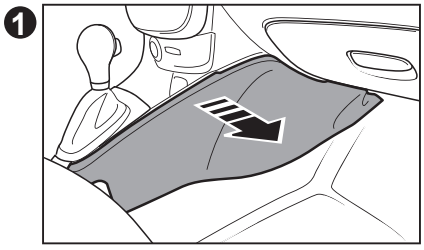

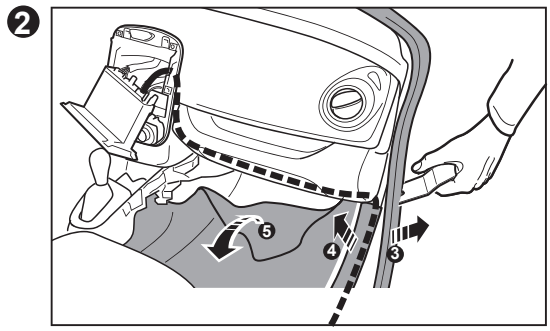

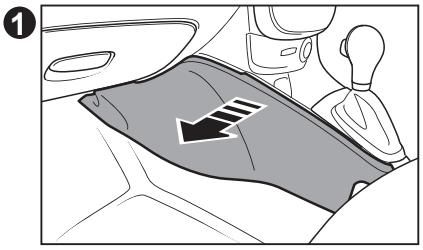

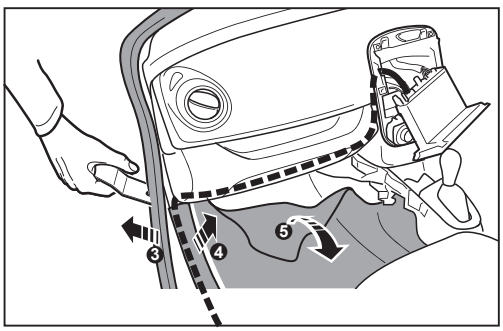

14

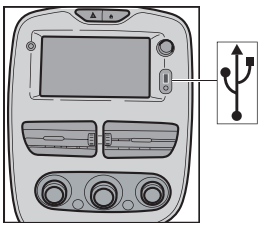

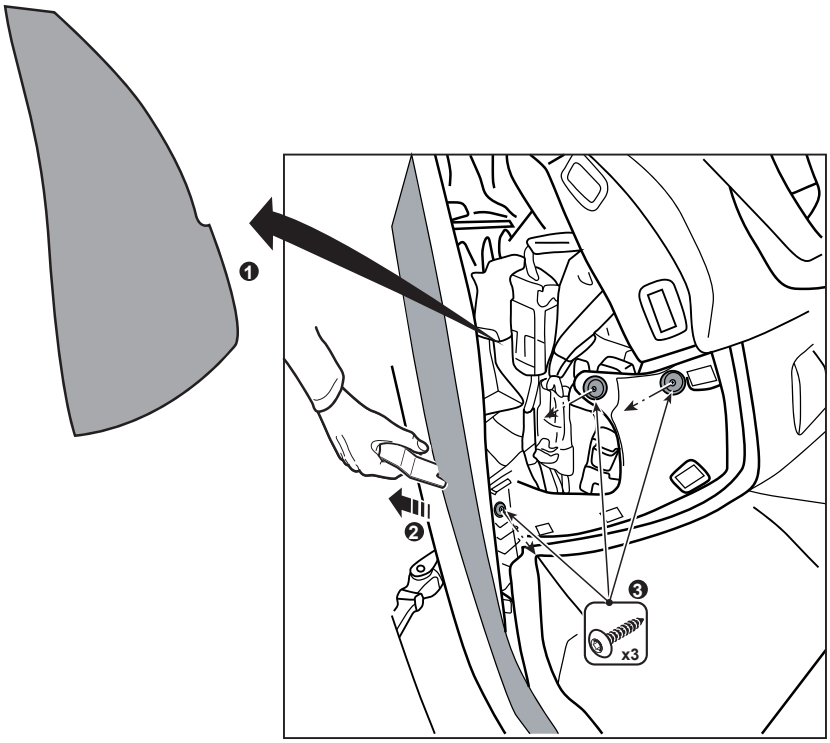

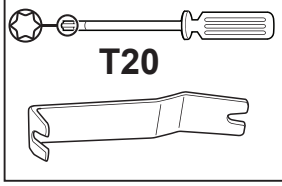

15

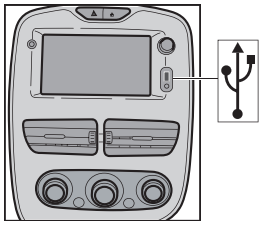

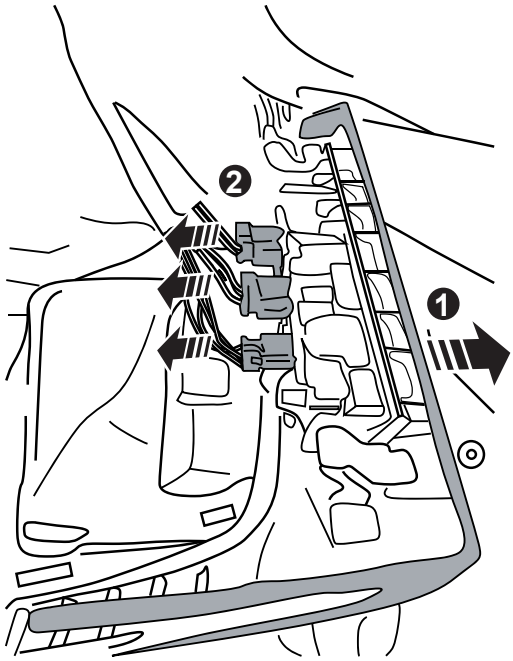

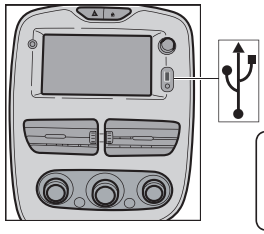



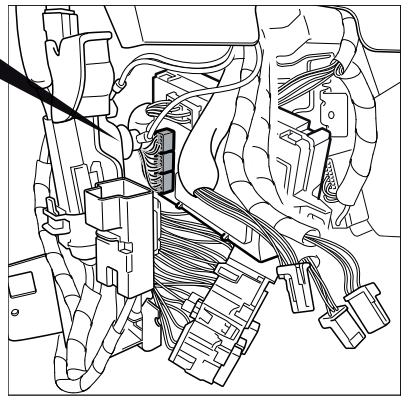

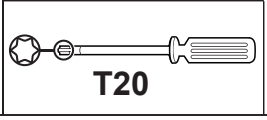

16

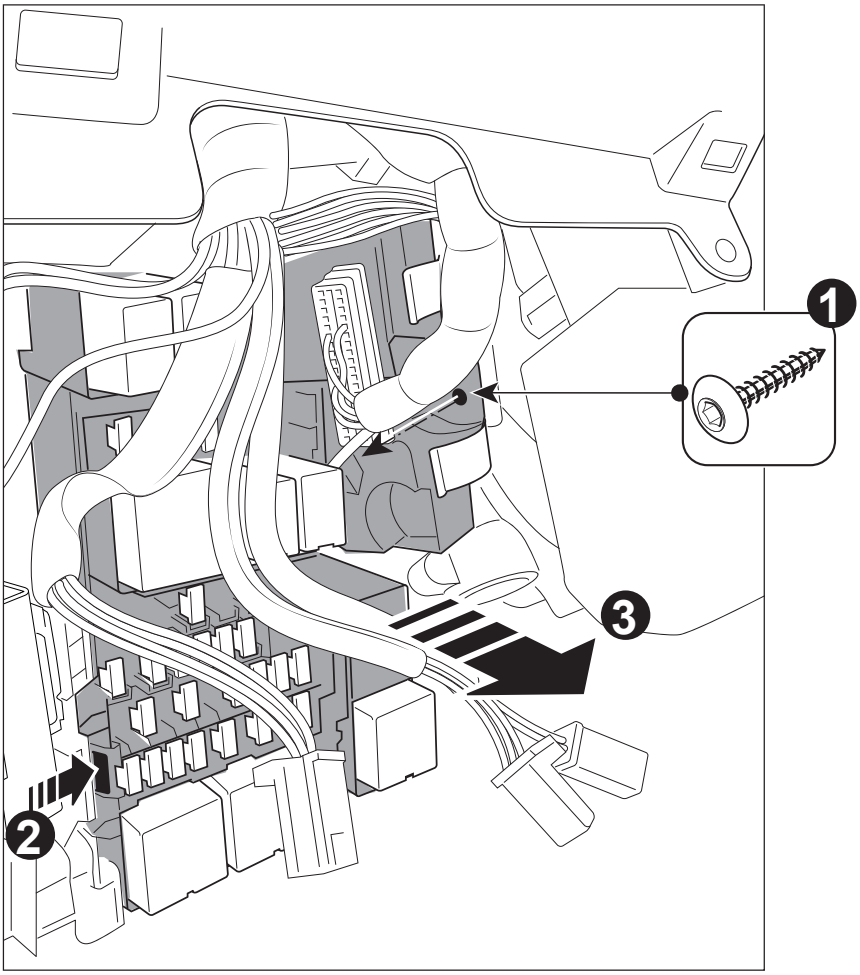

T20

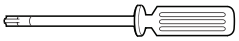

17

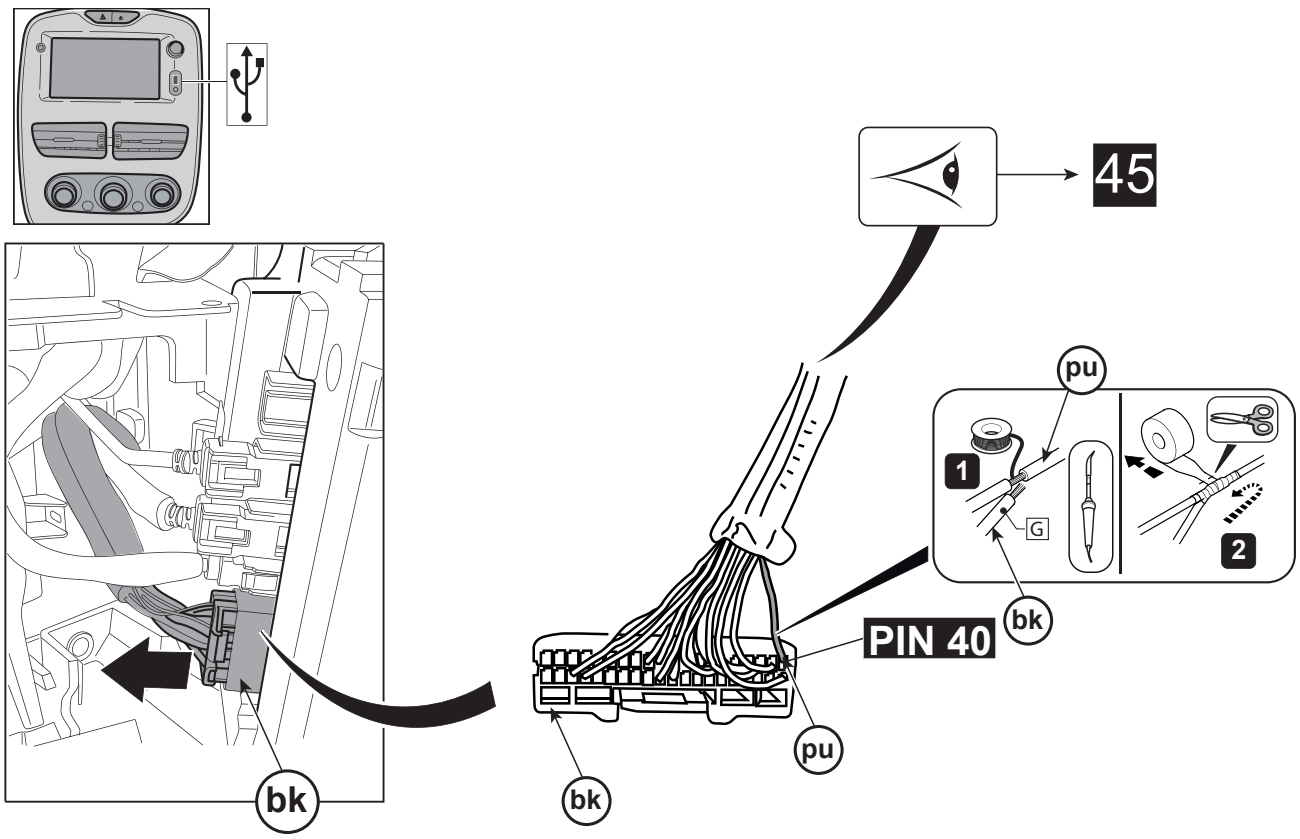

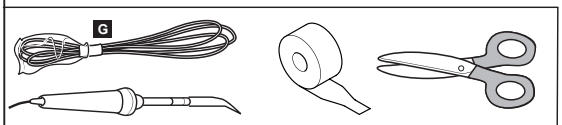

18

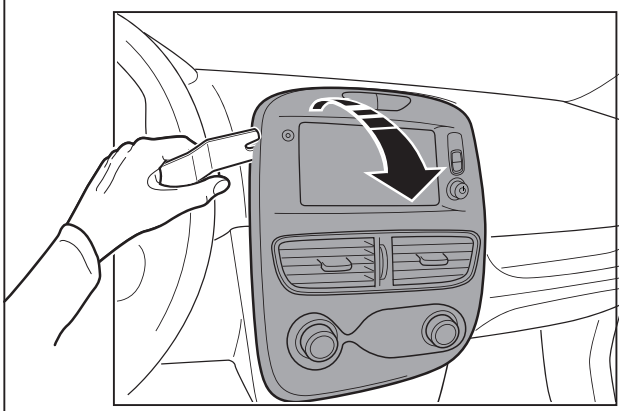

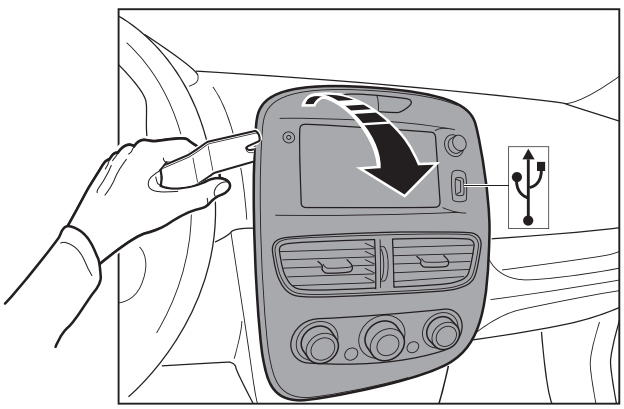

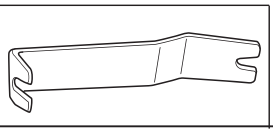

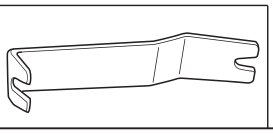

19

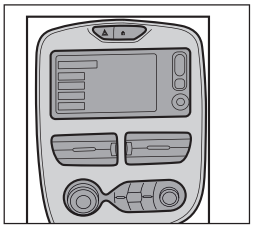

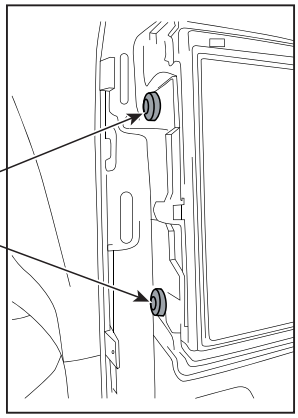

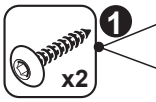

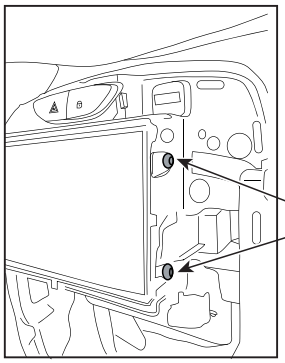

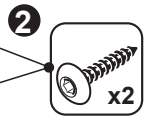



T20

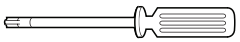

20

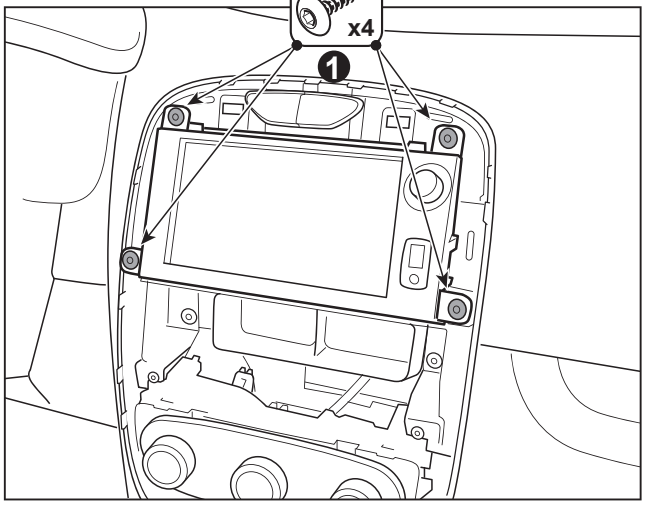

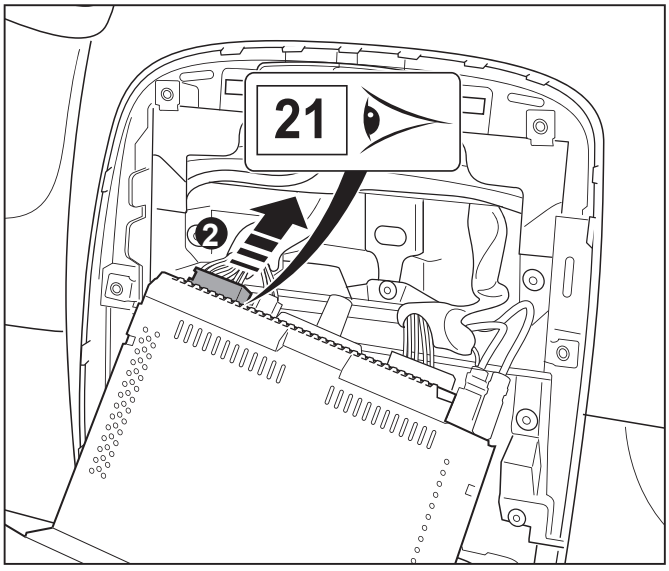

T20

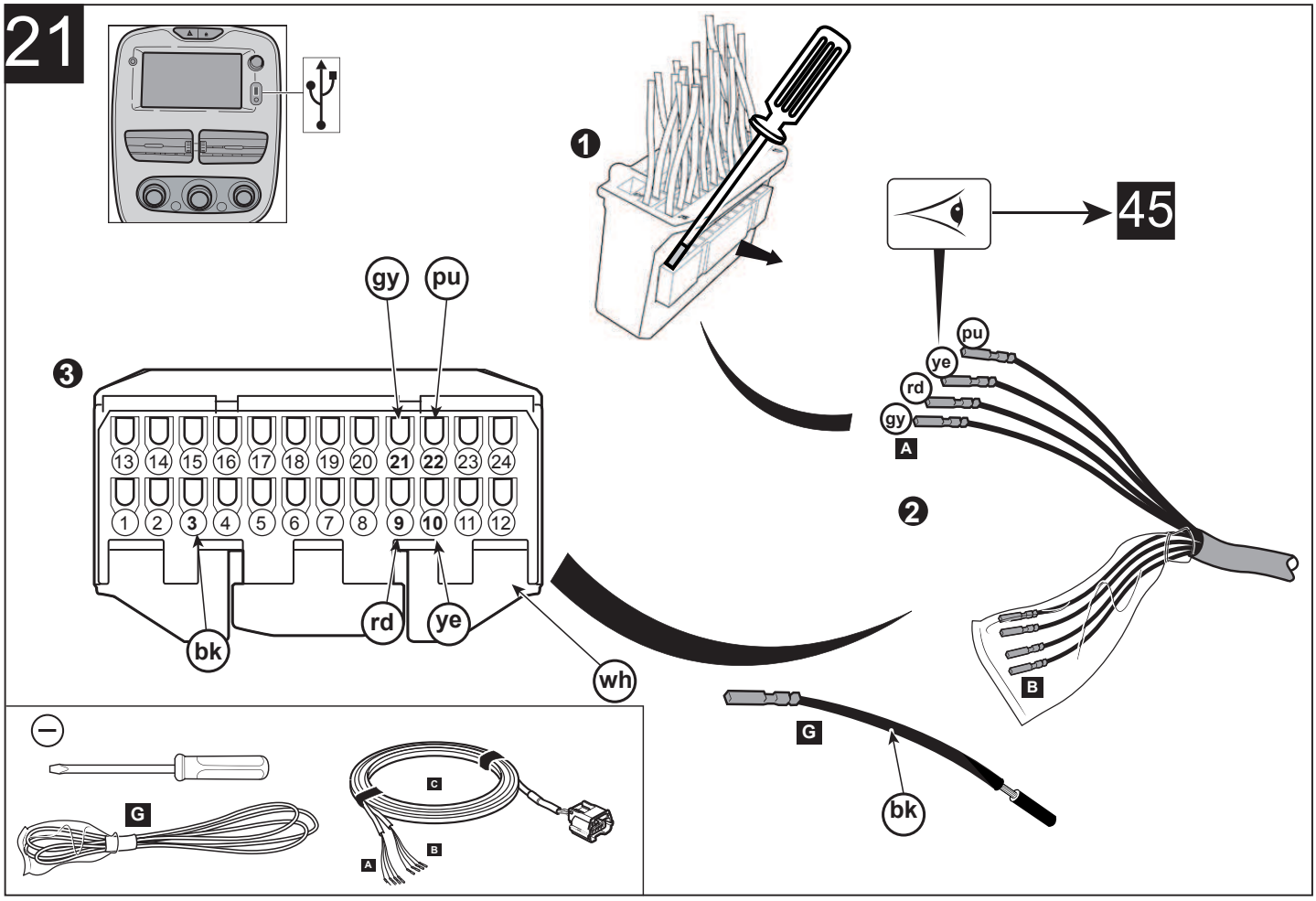
21
45
gy
pu
13 14 15 16 17 18 19 20 21 22 23 24
1 2 3 4 5 6 7 8 9 10 11 12
bk
rd
ye
wh
pu
ye
rd
gy
A
B
G
bk
G
C
A
B

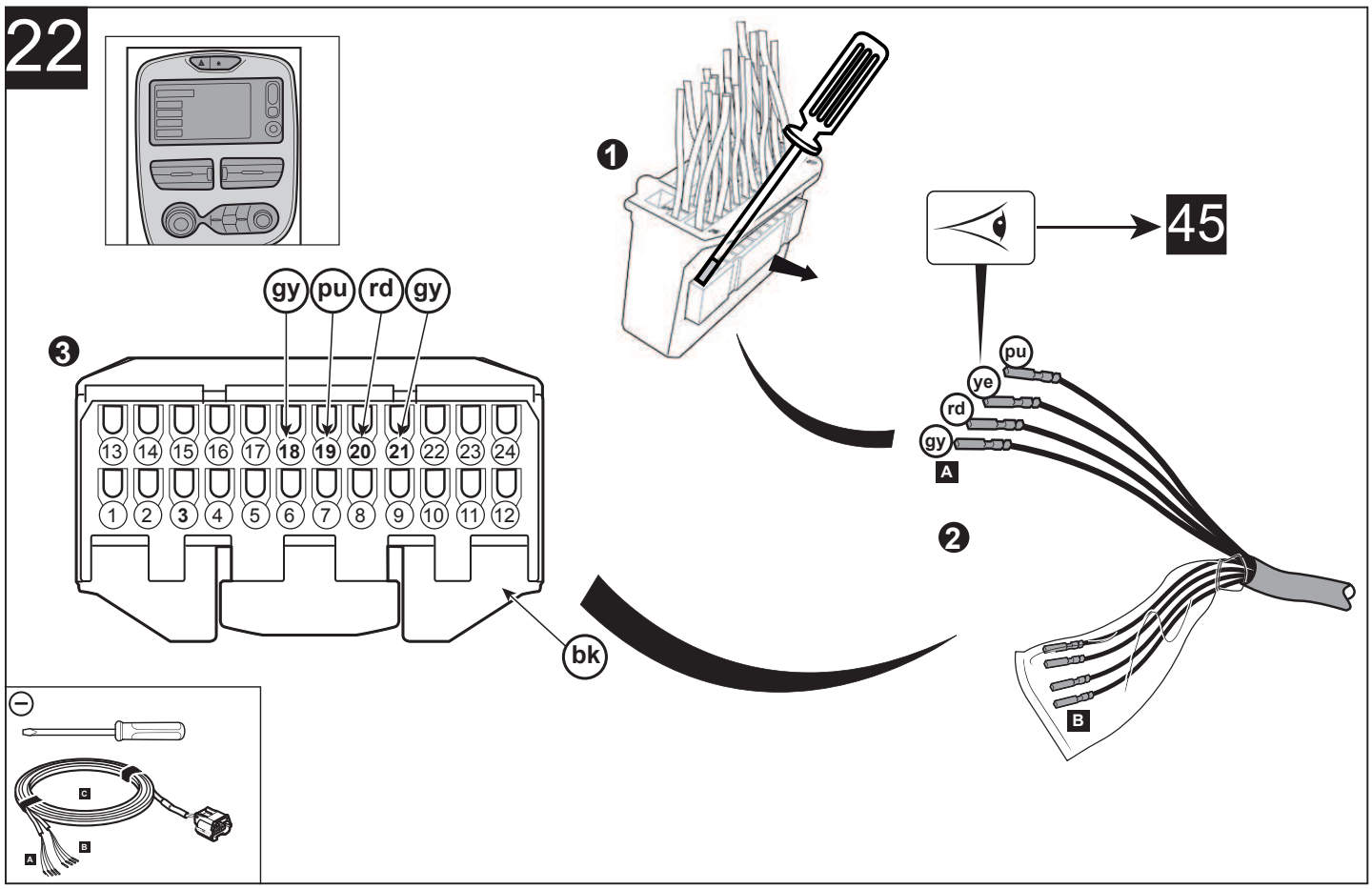
22
45
gy
pu
rd
gy
13 14 15 16 17 18 19 20 21 22 23 24
1 2 3 4 5 6 7 8 9 10 11 12
bk
pu
ye
rd
gy
A
B
C
A
B

23

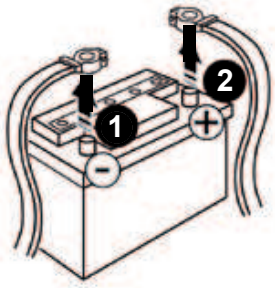

24

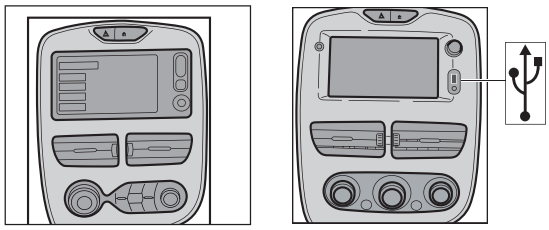

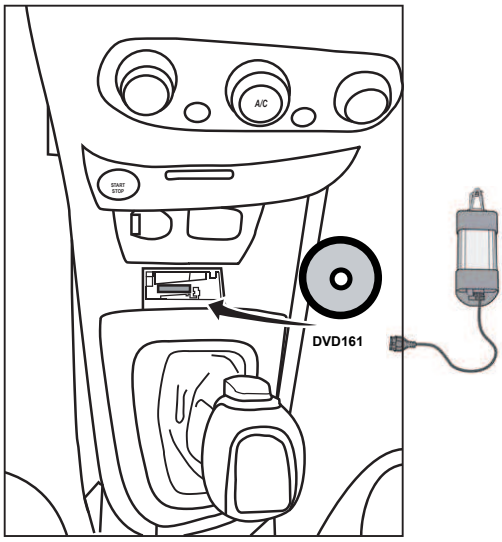

25

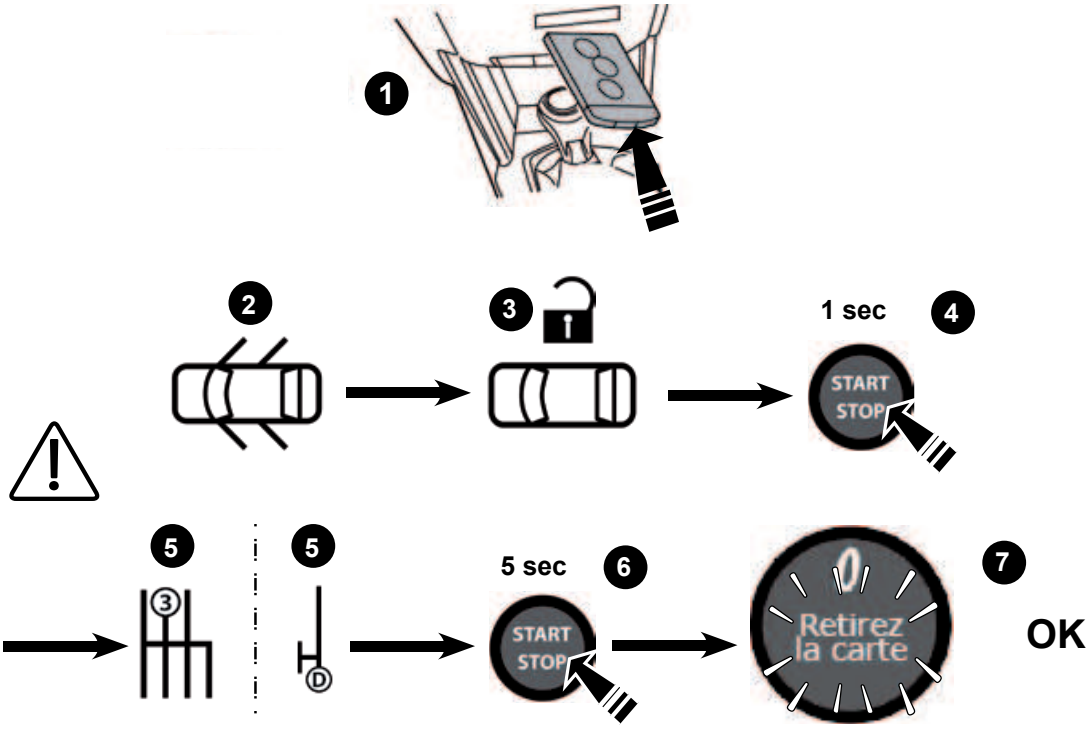
1
2
3
1 sec
4
START
STOP
5
5
3
D
5 sec
6
START
STOP
Retirez
la carte
7
OK

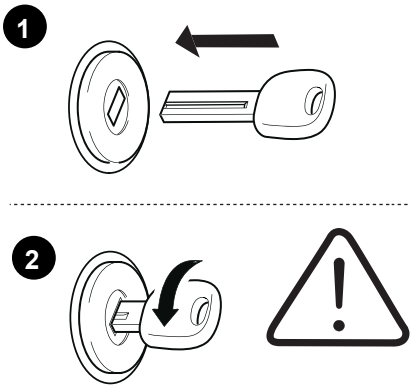
1
2

26

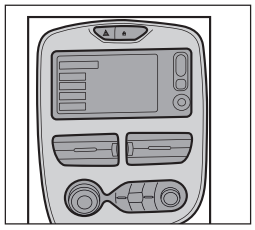

Fichier Diagnostic Outils Communication Mise à jour Aide
Des défauts sont détectés dans certains calculateurs
Diagnostic par Symptôme
Diagnostic par Calculateur
Diagnostic par Fonction

27

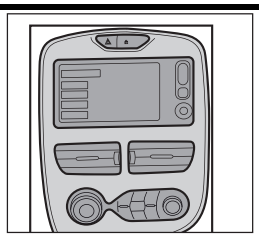

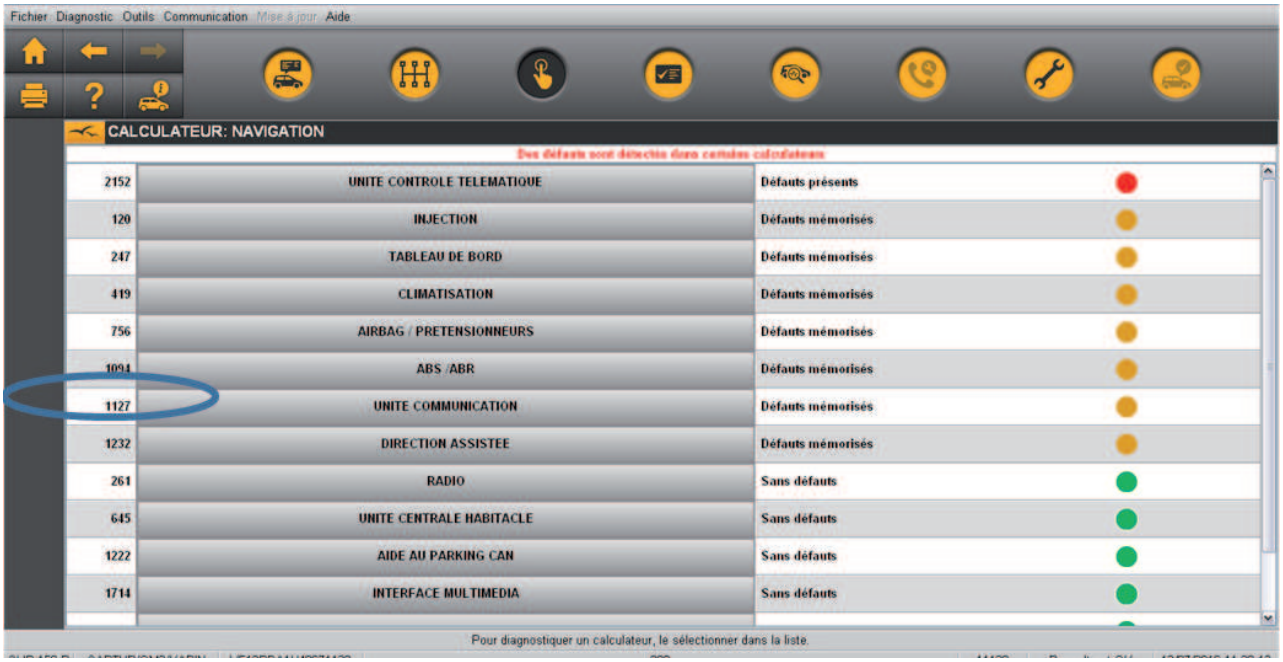
Fichier Diagnostic Outils Communication Mise à jour Aide
CALCULATEUR: NAVIGATION
Des défauts sont détectés dans certains calculateurs
2152 UNITE CONTROLE TELEMATIQUE Défauts présents
120 INJECTION Défauts mémorisés
247 TABLEAU DE BORD Défauts mémorisés
419 CLIMATISATION Défauts mémorisés
756 AIRBAG / PRETENSIONNEURS Défauts mémorisés
1094 ABS /ABR Défauts mémorisés
1127 UNITE COMMUNICATION Défauts mémorisés
1232 DIRECTION ASSISTEE Défauts mémorisés
261 RADIO Sans défauts
645 UNITE CENTRALE HABITACLE Sans défauts
1222 AIDE AU PARKING CAN Sans défauts
1714 INTERFACE MULTIMEDIA Sans défauts
Pour diagnostiquer un calculateur, le sélectionner dans la liste.

28

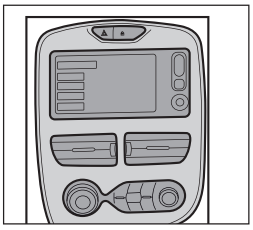

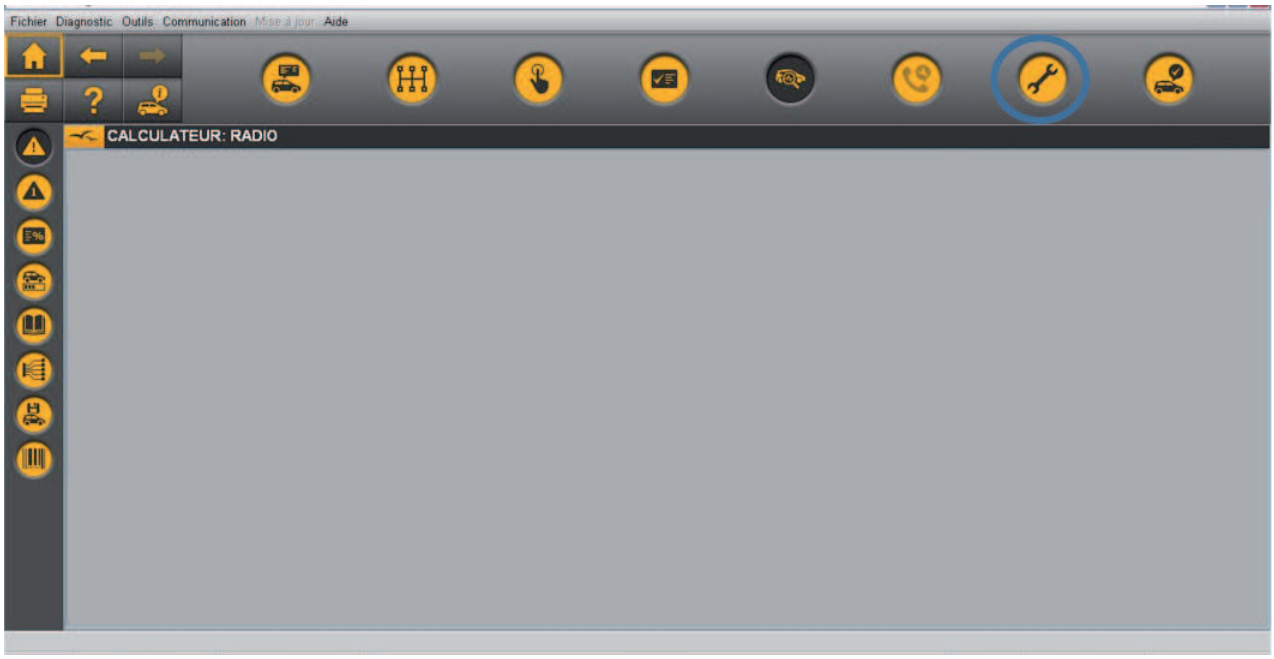
Fichier Diagnostic Outils Communication Mise à jour Aide
CALCULATEUR: RADIO

29

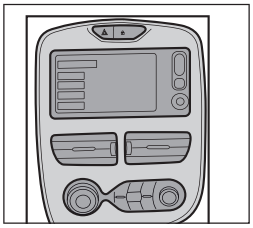

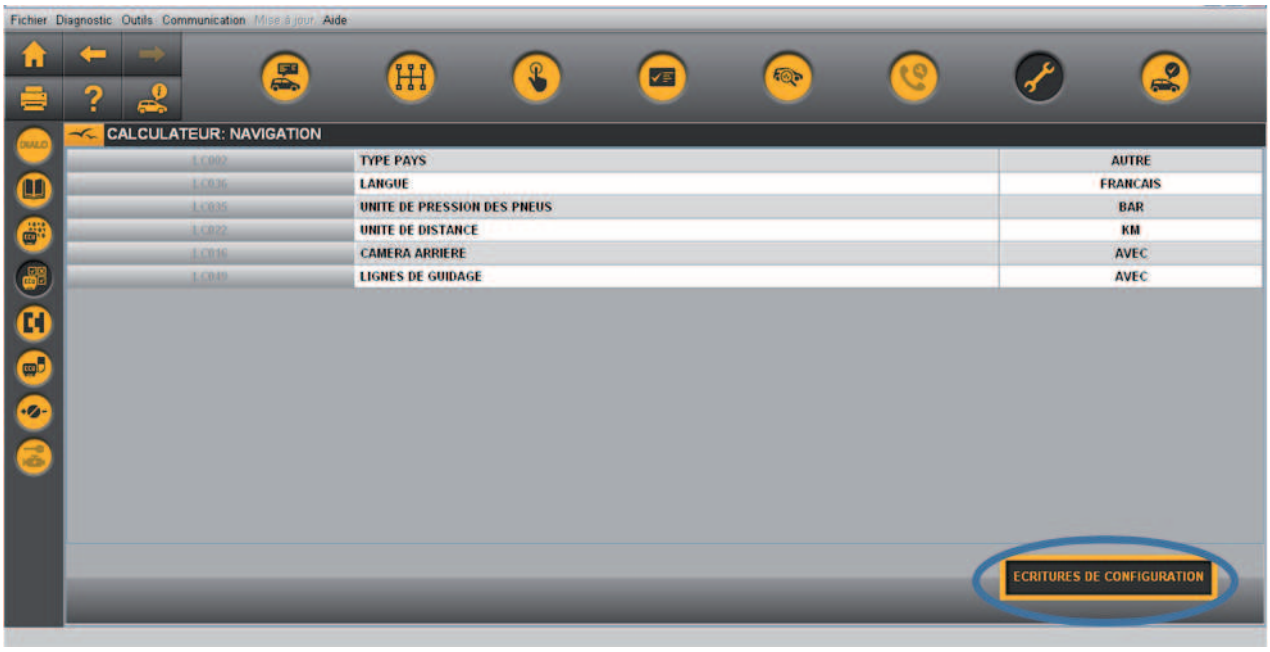
Fichier Diagnostic Outils Communication Mise à jour Aide
CALCULATEUR: NAVIGATION
TYPE PAYS
AUTRE
LANGUE
FRANCAIS
UNITE DE PRESSION DES PNEUS
BAR
UNITE DE DISTANCE
KM
CAMERA ARRIERE
AVEC
LIGNES DE GUIDAGE
AVEC
ECRITURES DE CONFIGURATION

30

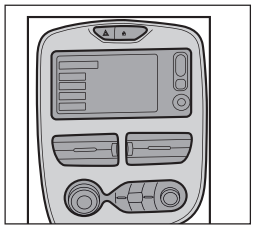

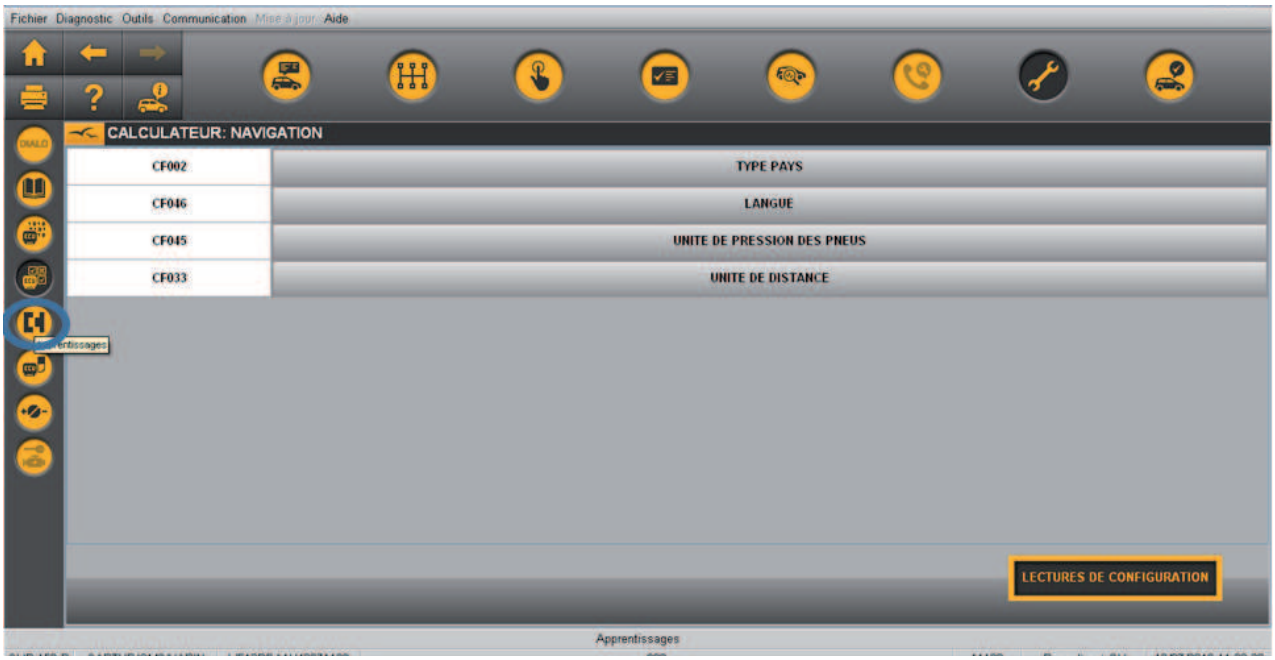
Fichier Diagnostic Outils Communication Mise à jour Aide
CALCULATEUR: NAVIGATION
CF002
TYPE PAYS
CF046
LANGUE
CF045
UNITE DE PRESSION DES PNEUS
CF033
UNITE DE DISTANCE
LECTURES DE CONFIGURATION
Apprentissages

31

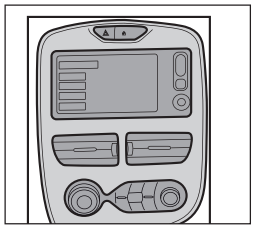

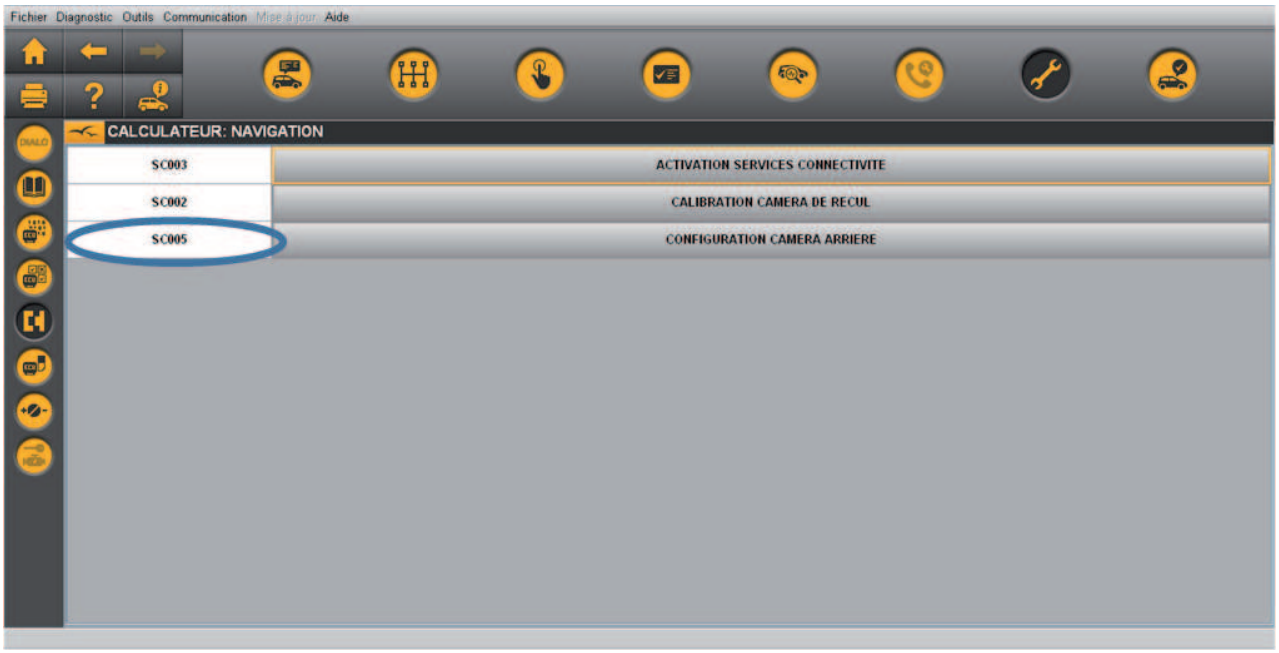
Fichier Diagnostic Outils Communication Mise à jour Aide
CALCULATEUR: NAVIGATION
SC003
ACTIVATION SERVICES CONNECTIVITE
SC002
CALIBRATION CAMERA DE RECUL
SC005
CONFIGURATION CAMERA ARRIERE

32

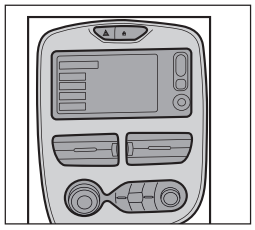

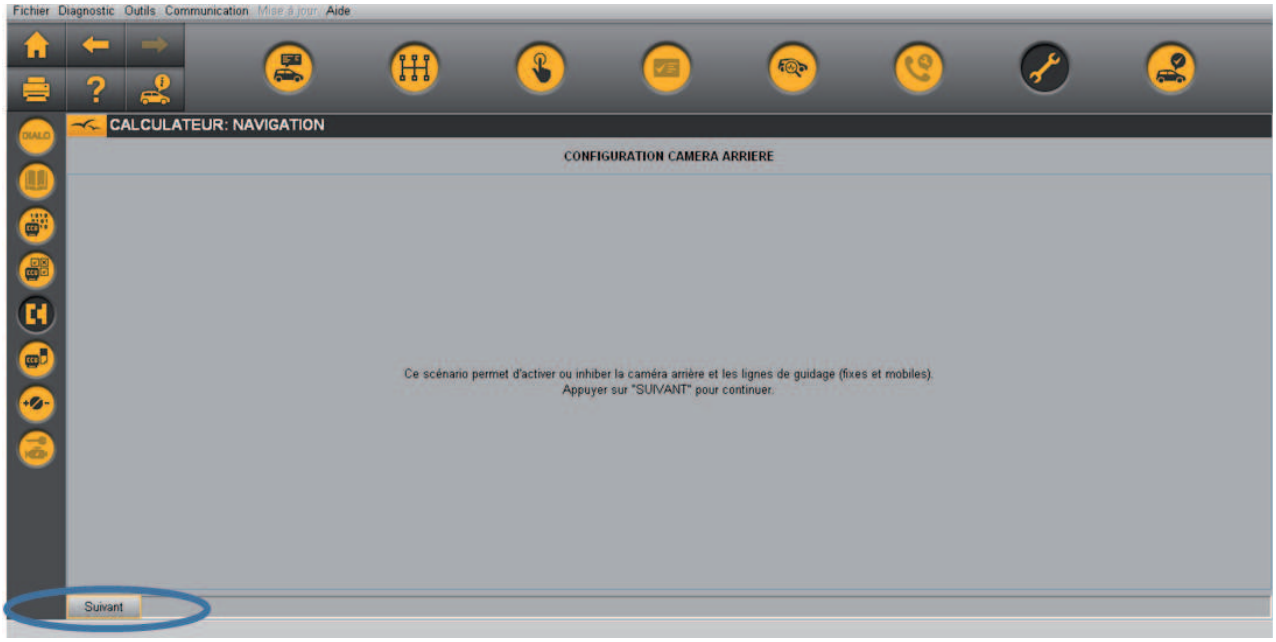
Fichier Diagnostic Outils Communication Mise à jour Aide
CALCULATEUR: NAVIGATION
CONFIGURATION CAMERA ARRIERE
Ce scénario permet d'activer ou inhiber la caméra arrière et les lignes de guidage (fixes et mobiles).
Appuyer sur "SUIVANT" pour continuer.
Suivant

33

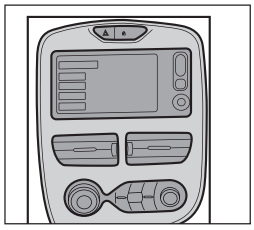

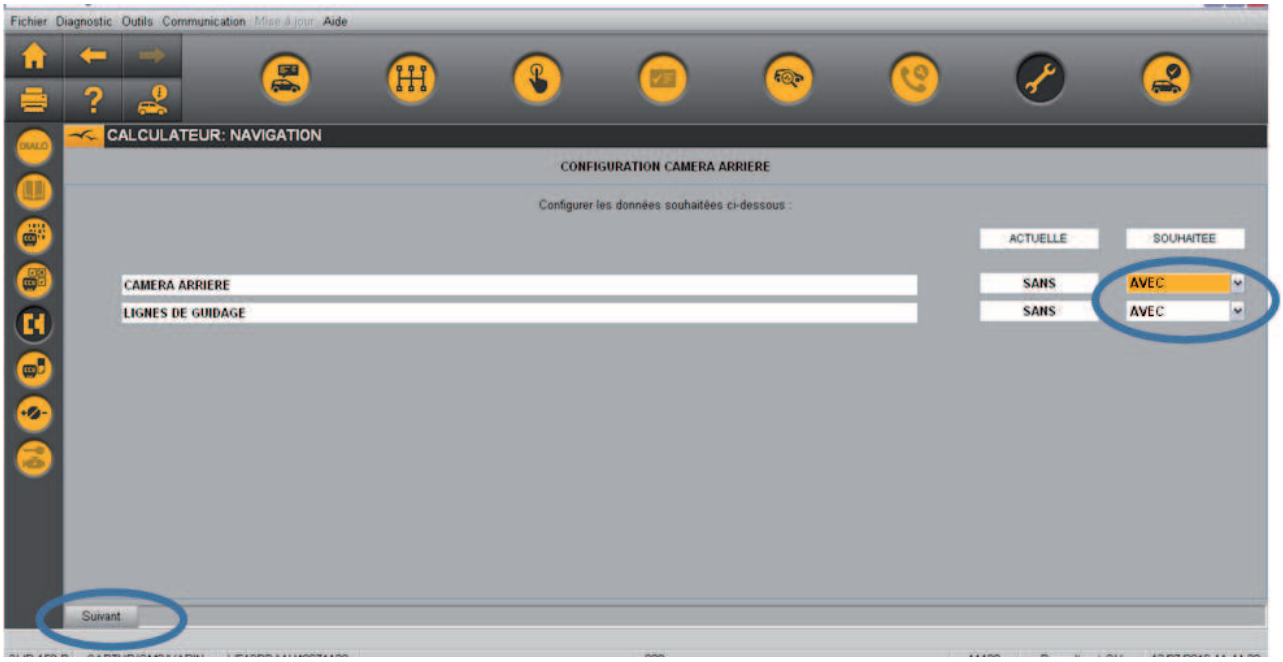
Fichier Diagnostic Outils Communication Mise à jour Aide
CALCULATEUR: NAVIGATION
CONFIGURATION CAMERA ARRIERE
Configurer les données souhaitées ci-dessous :
ACTUELLE
SOUHAITEE
CAMERA ARRIERE
SANS
AVEC
LIGNES DE GUIDAGE
SANS
AVEC
Suivant

34

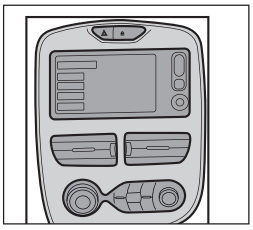

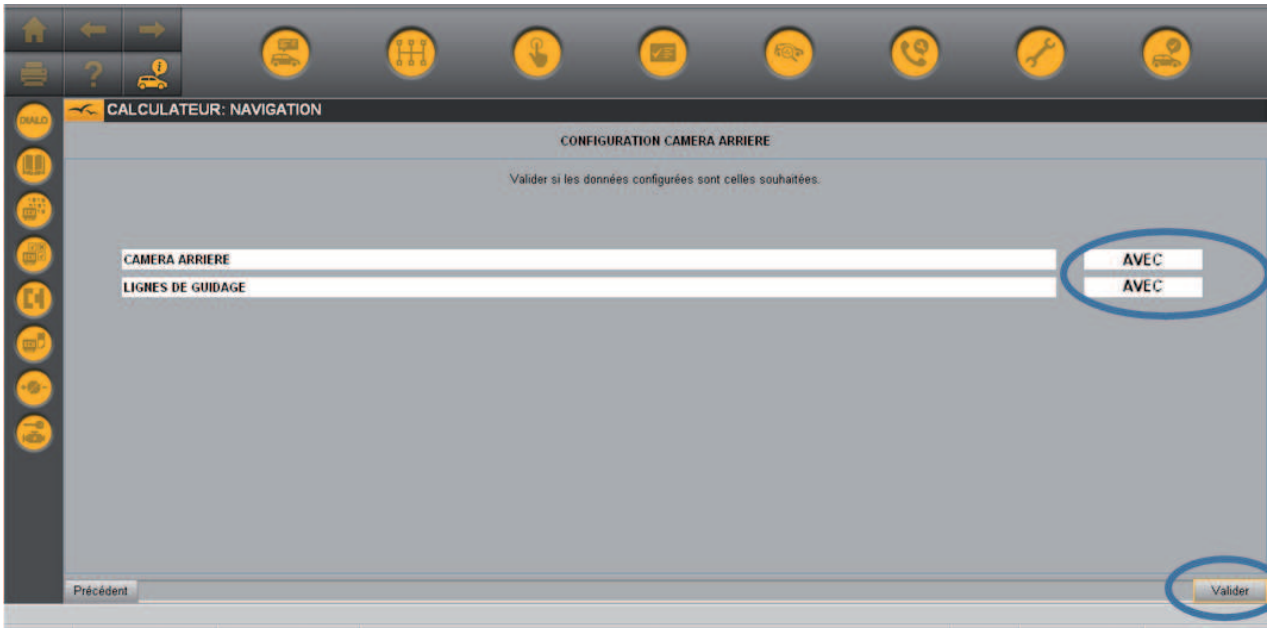
CALCULATEUR: NAVIGATION
CONFIGURATION CAMERA ARRIERE
Valider si les données configurées sont celles souhaitées.
CAMERA ARRIERE
AVEC
LIGNES DE GUIDAGE
AVEC
Précédent
Valider

35

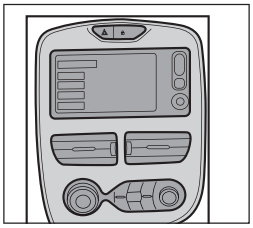

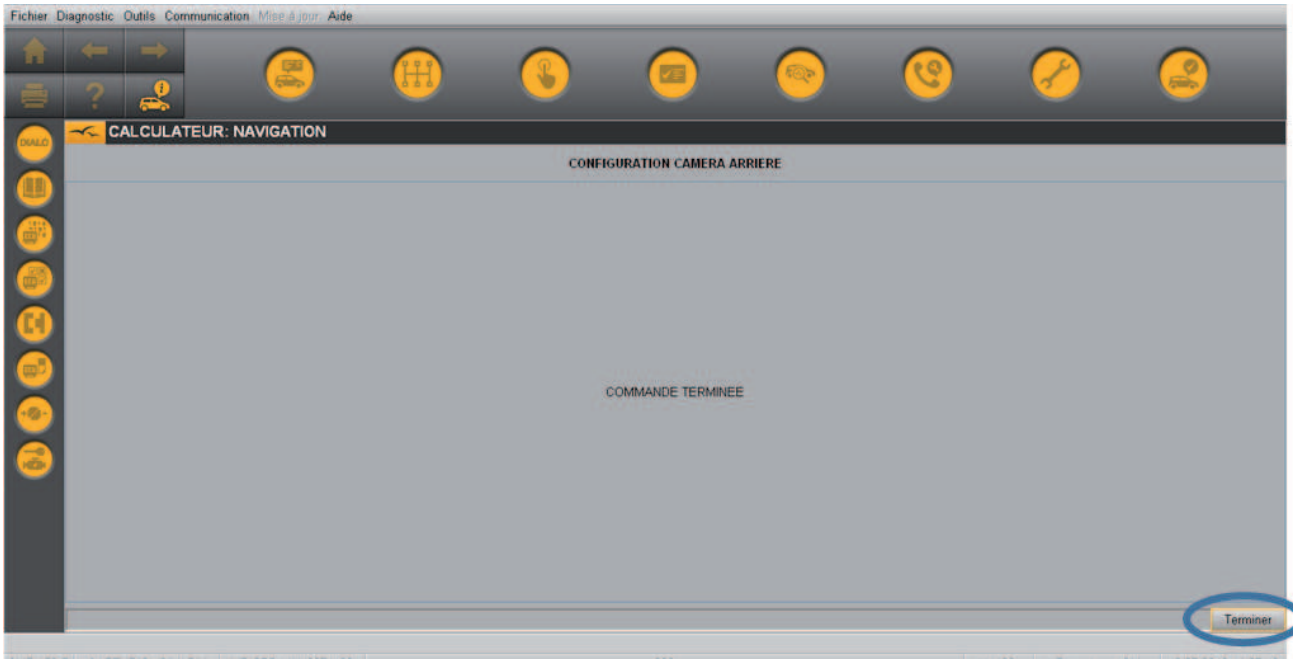
Fichier Diagnostic Outils Communication Mise à jour Aide
CALCULATEUR: NAVIGATION
CONFIGURATION CAMERA ARRIERE
COMMANDE TERMINEE
Terminer

36

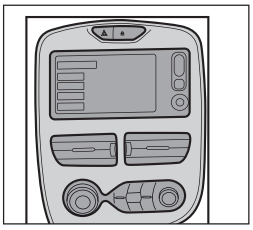

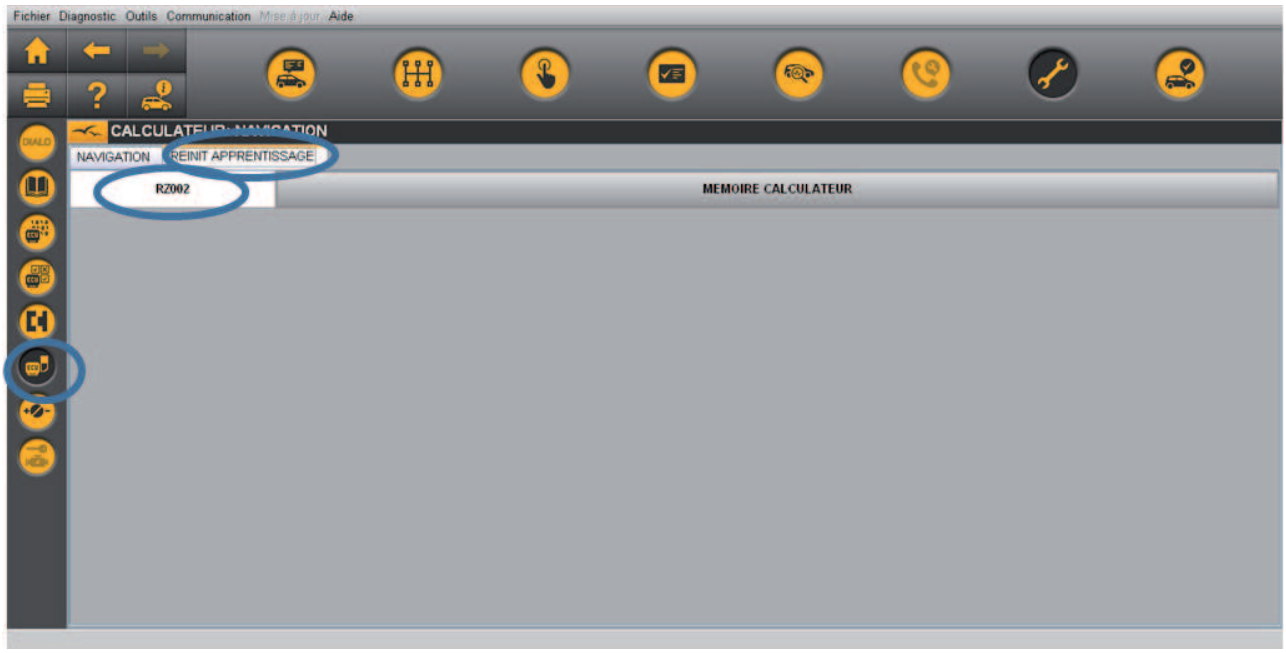
Fichier Diagnostic Outils Communication Mise à jour Aide
CALCULATEUR: NAVIGATION
NAVIGATION
REINIT APPRENTISSAGE
RZ002
MEMOIRE CALCULATEUR

37

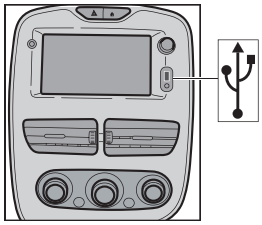

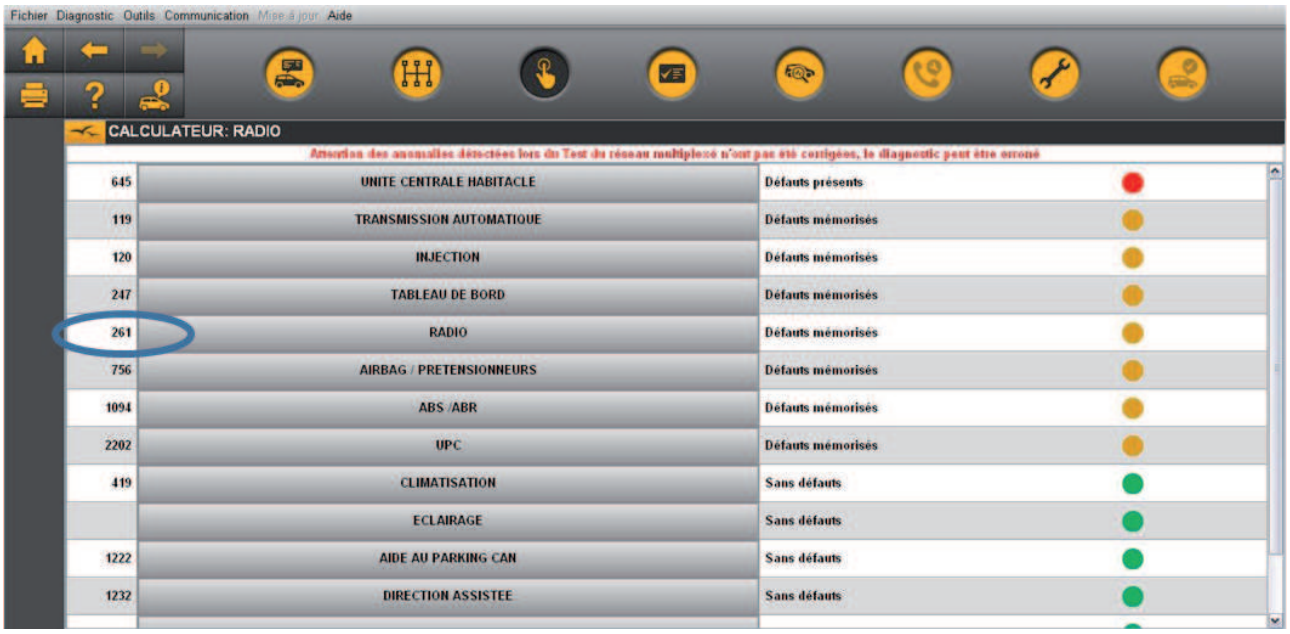
Fichier Diagnostic Outils Communication Mise à jour Aide
CALCULATEUR: RADIO
Attention des anomalies détectées lors du Test du réseau multiplexé n'ont pas été corrigées, le diagnostic peut être erroné
645 UNITE CENTRALE HABITACLE Défauts présents
119 TRANSMISSION AUTOMATIQUE Défauts mémorisés
120 INJECTION Défauts mémorisés
247 TABLEAU DE BORD Défauts mémorisés
261 RADIO Défauts mémorisés
756 AIRBAG / PRETENSIONNEURS Défauts mémorisés
1094 ABS /ABR Défauts mémorisés
2202 UPC Défauts mémorisés
419 CLIMATISATION Sans défauts
ECLAIRAGE Sans défauts
1222 AIDE AU PARKING CAN Sans défauts
1232 DIRECTION ASSISTEE Sans défauts

38

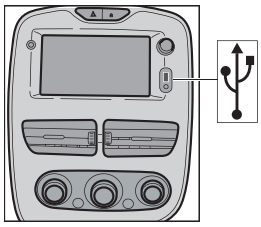

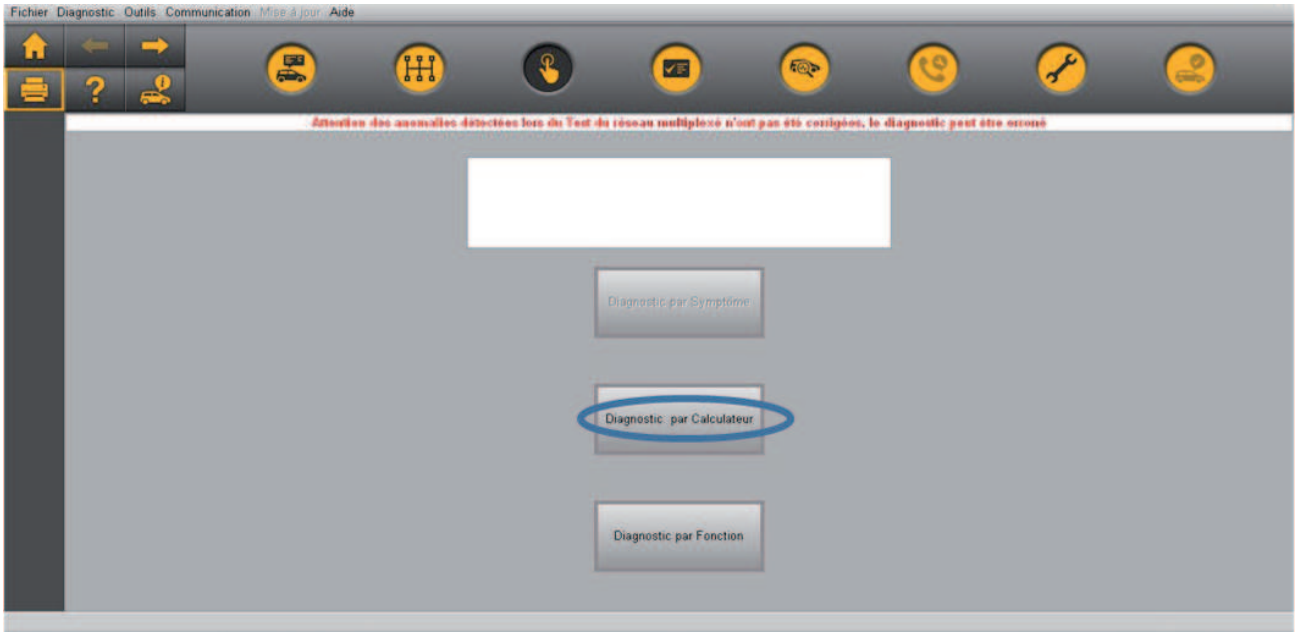
Fichier Diagnostic Outils Communication Mise à jour Aide
Attention des anomalies détectées lors du Test du réseau multiplexé n'ont pas été corrigées, le diagnostic peut être erroné
Diagnostic par Symptôme
Diagnostic par Calculateur
Diagnostic par Fonction

39

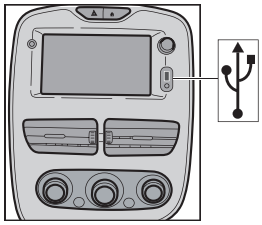

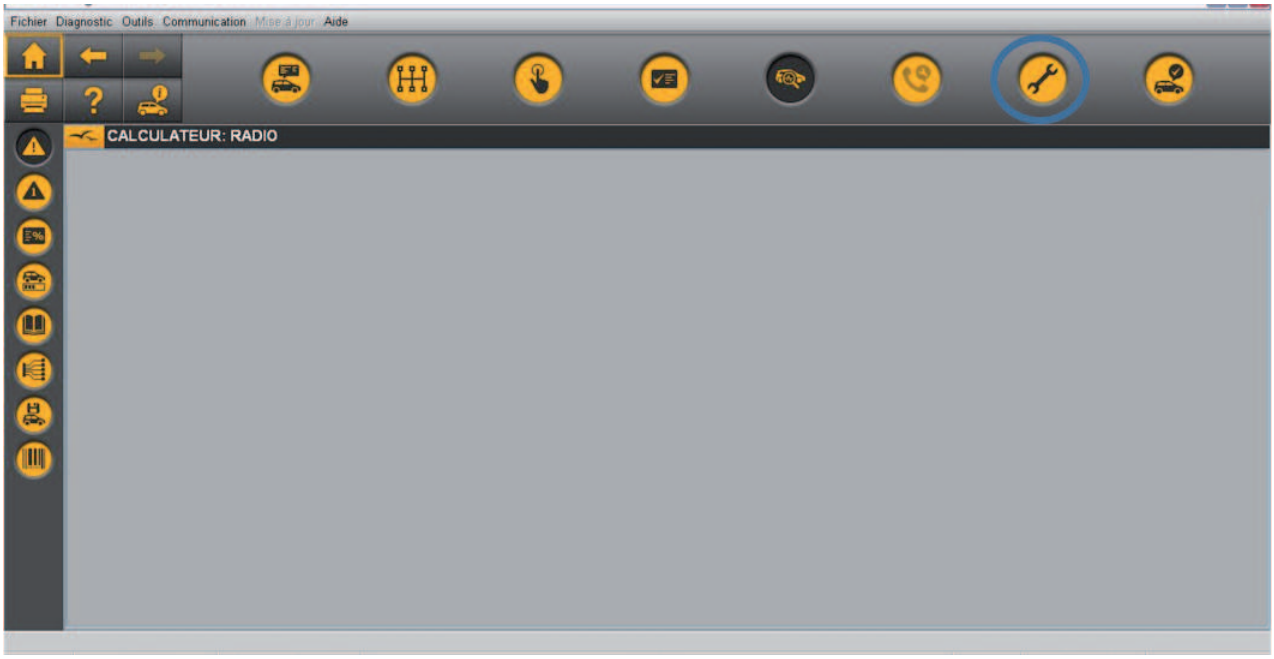
Fichier Diagnostic Outils Communication Mise à jour Aide
CALCULATEUR: RADIO

40

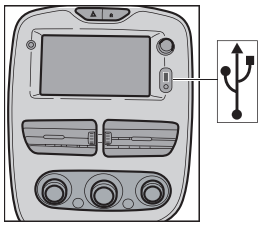

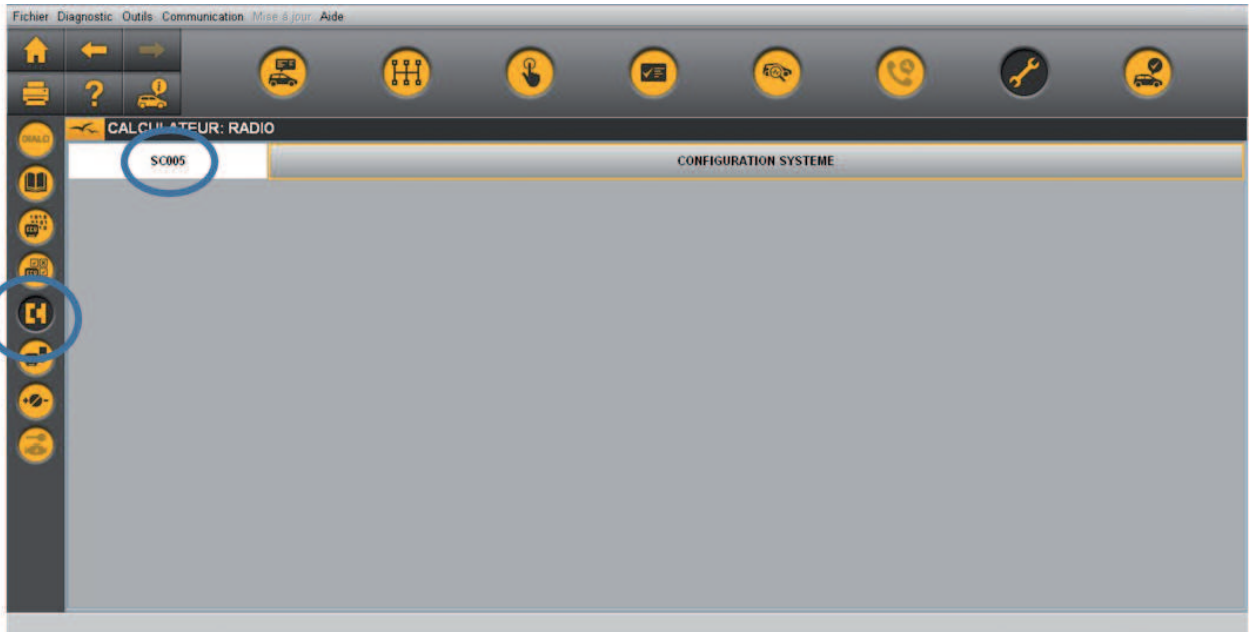
Fichier Diagnostic Outils Communication Mise à jour Aide
CALCULATEUR: RADIO
SC005
CONFIGURATION SYSTEME

41

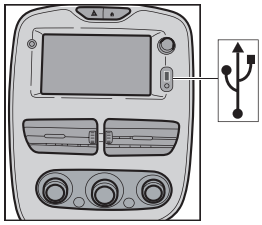

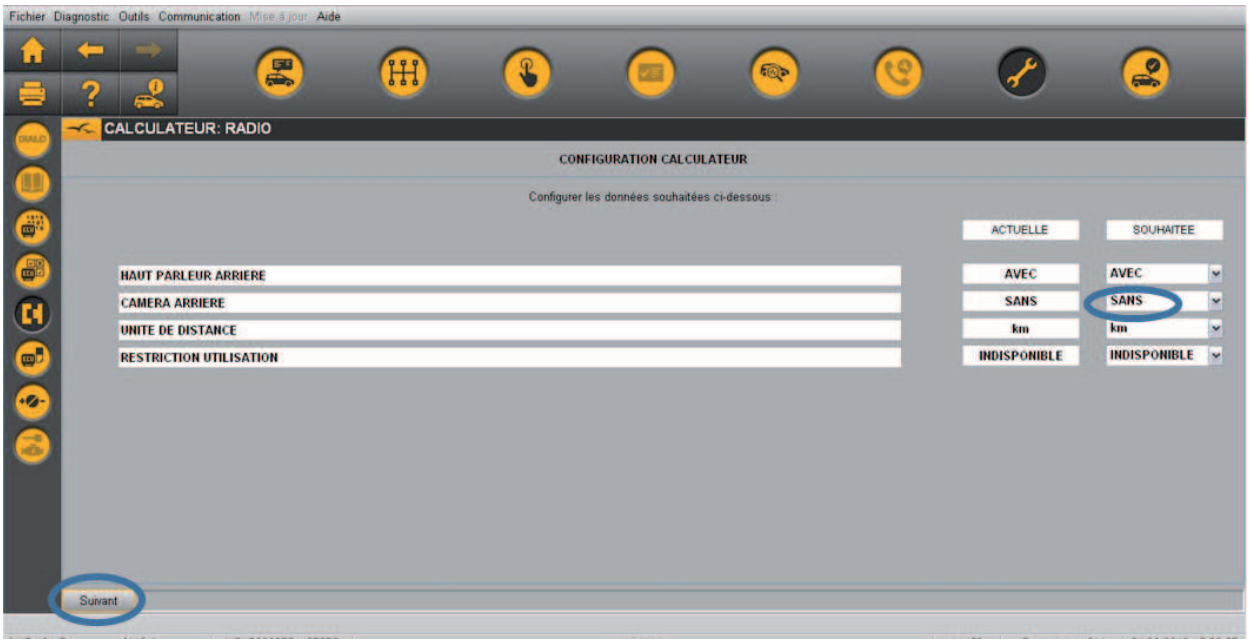
Fichier Diagnostic Outils Communication Mise à jour Aide
CALCULATEUR: RADIO
CONFIGURATION CALCULATEUR
Configurer les données souhaitées ci-dessous :
ACTUELLE
SOUHAITEE
HAUT PARLEUR ARRIERE
AVEC
AVEC
CAMERA ARRIERE
SANS
SANS
UNITE DE DISTANCE
km
km
RESTRICTION UTILISATION
INDISPONIBLE
INDISPONIBLE
Suivant

42

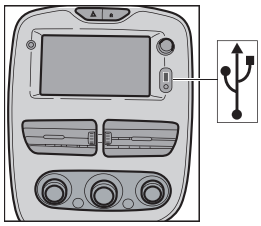

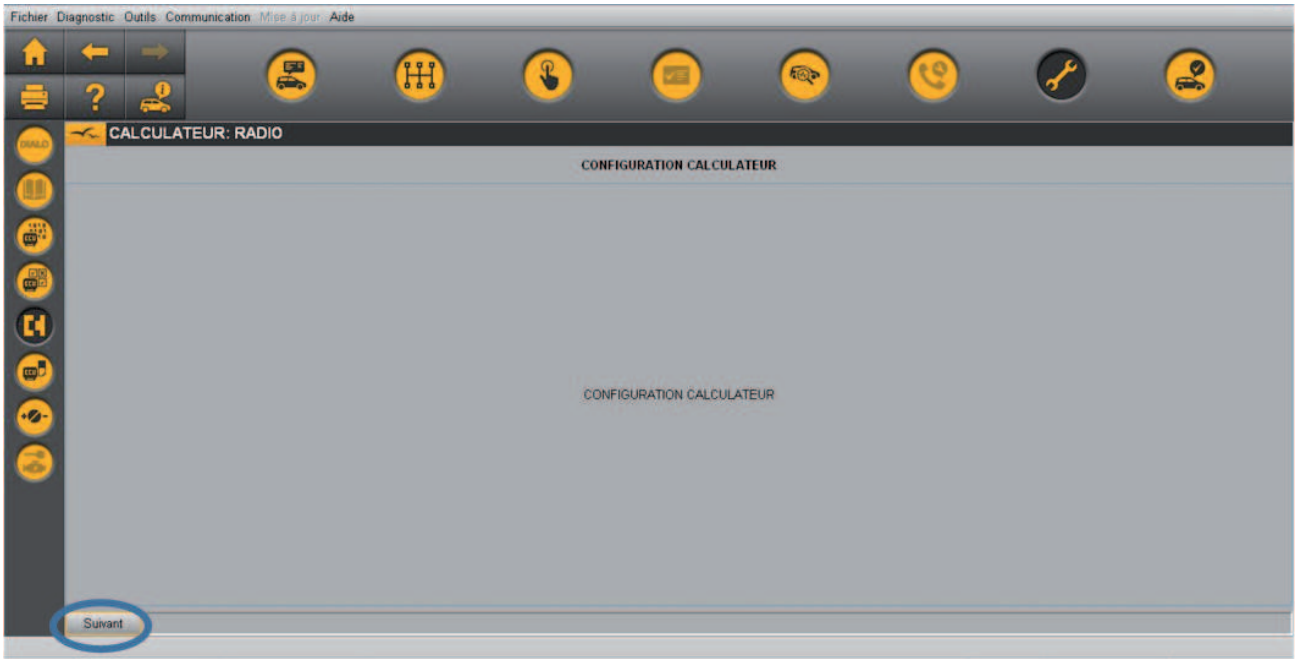
Fichier Diagnostic Outils Communication Mise à jour Aide
CALCULATEUR: RADIO
CONFIGURATION CALCULATEUR
CONFIGURATION CALCULATEUR
Suivant

43

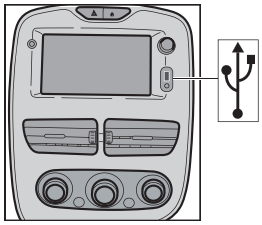

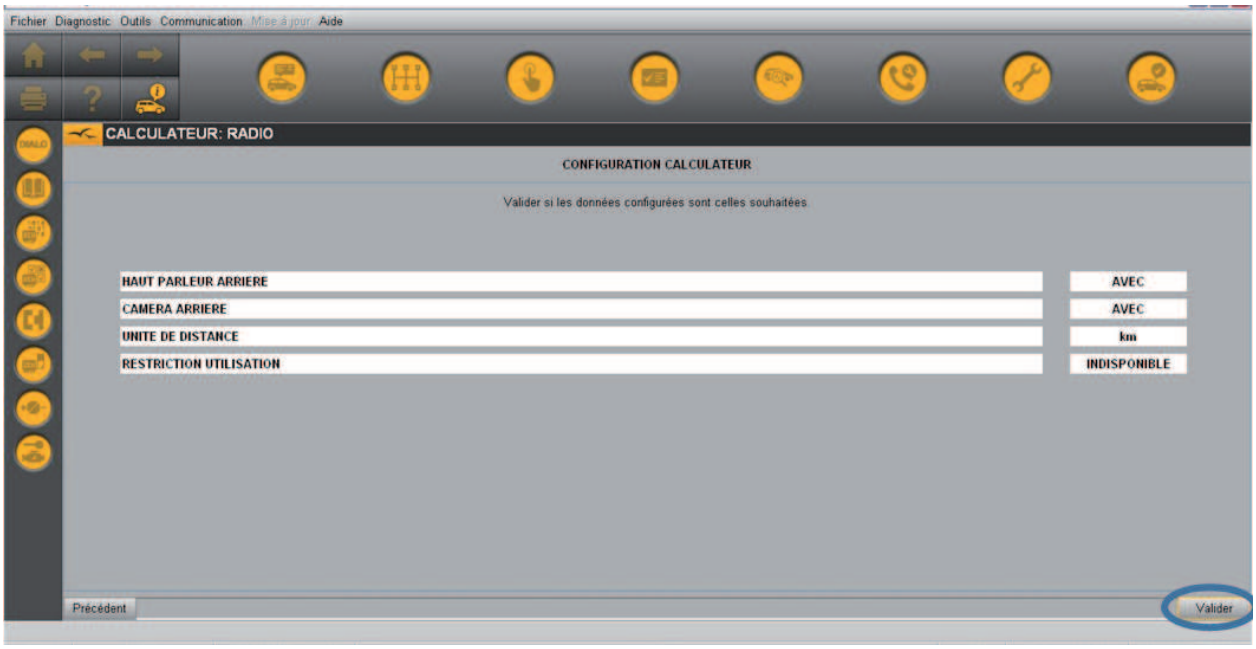
Fichier Diagnostic Outils Communication Mise à jour Aide
CALCULATEUR: RADIO
CONFIGURATION CALCULATEUR
Valider si les données configurées sont celles souhaitées
HAUT PARLEUR ARRIERE
AVEC
CAMERA ARRIERE
AVEC
UNITE DE DISTANCE
km
RESTRICTION UTILISATION
INDISPONIBLE
Précédent
Valider

44

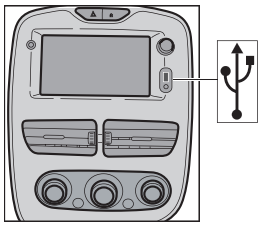

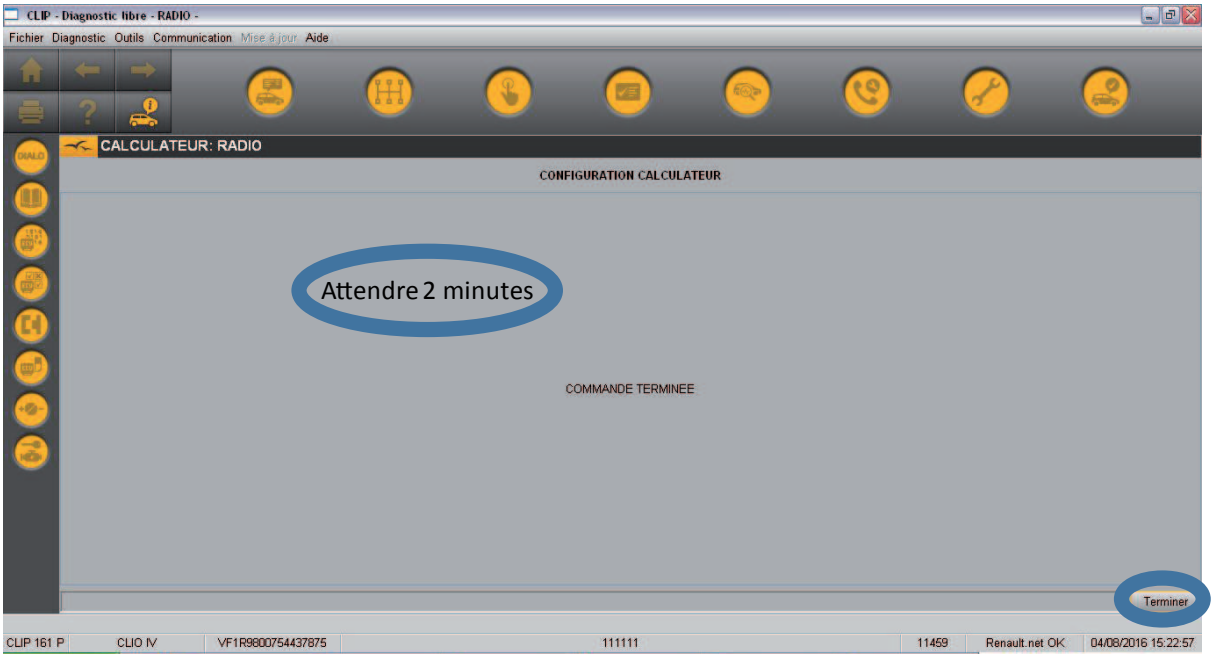
CLIP - Diagnostic libre - RADIO -
Fichier Diagnostic Outils Communication Mise à jour Aide
CALCULATEUR: RADIO
CONFIGURATION CALCULATEUR
Attendre 2 minutes
COMMANDE TERMINEE
Terminer
CLIP 161 P
CLIO IV
VF1R9800754437875
111111
11459
Renault.net OK
04/08/2016 15:22:57

45

	bk	wh	gy	gn	rd	bu	ye	bn	pu	or	no
FRA	noir	blanc	gris	vert	rouge	bleu	jaune	brun	violet	orange	inutilisé
CZA	černý	bílý	šedý	zelený	červený	modrý	žlutý	hnědý	fialový	oranžový	neo-bsazen
DAN	sort	hvid	grå	grøn	rød	blå	gul	brun	violet	orange	ikke anvendt
DEU	schwarz	weiss	grau	grün	rot	blau	gelb	braun	violett	orange	nicht belegt
ENG	black	white	grey	green	red	blue	yellow	brown	purple	orange	not occupied
ESP	negro	blanco	gris	verde	rojo	azul	amarillo	marrón	violeta	anaranja-do	no ocupado
EST	must	valge	hall	roheline	punane	sinine	kollane	pruun	purpur-punane	oraanž	vaba
FIN	musta	valkoinen	harmaa	vihreä	punainen	sininen	keltainen	ruskea	violetti	oranssi	ei varattu
GRK	μαύρος	λευκός	Γκρι	πράσινος	κόκκινος	μπλε	κίτρινος	καφέ	Μωβ	πορτοκαλί	δεν είναι κατ ειλημμένος
CRO	crna	bijela	siva	zelena	crvena	plava	žuta	smeđa	ljubičasta	narančasta	nije određenc
HUN	fekete	fehér	szürke	zöld	piros	kék	sárga	barna	ibolyakék	narancssárga	nem foglalt
ITA	nero	bianco	grigio	verde	rosso	blu	giallo	marrone	viola	arancione	libero
JPN	黒	白	グレー	グリーン	赤	青	黄色	茶色	紫	オレンジ	予備スペース
KOR	검정	흰색	회색	초록	빨강	파랑	노랑	갈색	보라	주황	없음
LTH	juoda	balta	pilka	žalia	raudona	mėlyna	geltona	ruda	violetinė	oranžinė	nedengta
LET	melns	balts	pelēks	zaļš	sarkans	zils	dzeltens	brūns	violets	oranžs	brīvs
NLD	zwart	wit	grijs	groen	rood	blauw	geel	bruin	violet	oranje	niet aan-gesloten
NOR	svart	hvit	grå	grønn	rød	blå	gul	brun	fiolett	oransje	ikke i bruk
PLK	czarny	biały	szaro	zielony	czerwony	niebiesko	żółty	brazowy	ficletowy	pomaran-czowy	wolny
PTG	preto	branco	cinzento	verde	vermelho	azul	amarelo	castanho	violeta	laranja	não ocupado
ROM	negru	alb	gri	verde	roşu	albastru	galben	maro	violet	portocaliu	liber
RUS	черный	белый	серый	зеленый	красный	голубой	жёлтый	коричневый	пурпур-ный	оранжевый	свободно
SLK	čierna	biela	sivá	zelená	červená	modrá	žltá	hnedá	violetová	oranžová	nie je zadané
SLV	črna	bela	siva	zelena	rdeča	modra	rumena	rjava	vijoličasta	oranžna	ni določeno
SWE	svart	vit	grå	grön	röd	blå	gul	brun	violett	orange	ej använd
TRK	siyah	beyaz	gri	yeşil	kırmızı	mavi	sarı	kahverengi	mor	portakal rengi	boş

FRA

Repose. Procéder dans l'ordre inverse de la dépose.

CZA

Zpětná montáž. Postupujte v opačném pořadí než při demontáži.

DAN

Genmontering. Fortsæt i omvendt rækkefølge i forhold til fmonteringen.

DEU

Einbau. In umgekehrter Ausbaureihenfolge vorgehen.

ENG

Refitting. Proceed in the reverse order to removal.

ESP

Reposición. Proceder en el orden inverso de la extracción.

EST

Tagasipaigaldamine. Toimige eemaldamisele vastupidises järjekorras.

FIN

Asennus. Toimi päinvastaisessa järjestyksessä kuin irrottaessasi.

GRK

Επανατοποθέτηση. Ακολουθήστε την αντίστροφη διαδικασία από εκείνη της εξαγωγής.

CRO

Postavljanje. Postupite obrnutim redoslijedom od skidanja.

HUN

Felszerelés. A leszerelési műveletekkel ellentétes sorrendben járjon el.

ITA

Rimontaggio. Procedere nell'ordine inverso rispetto allo smontaggio.

JPN

取付け
取外しと逆の手順で取付けを行います。

KOR

재조립.
제거의 반대순서로 진행하십시오.

LTH

Sumontavimas. Norėdami išardyti, viską atlikite atvirkštine tvarka.

LET

Montāža. Veikt izjaukšanai pretējā secībā.

NLD

Inbouwen. Ga te werk in omgekeerde volgorde van uitbouwen.

NOR

Montere tilbake. Fortsett prosedyren i motsatt rekkefølge i henhold til demonteringen.

PLK

Ponowny montaż. Wykonać czynności demontażu w odwrotnej kolejności.

PTG

Reposição. Proceder no sentido inverso ao da extracção.

ROM

Remontare. Procedaţi în ordinea inversă demontării.

RUS

Установка. Установка производится в порядке, обратном снятию.

SLK

Spätná montáž. Postupujte ako pri demontáži, ale v opačnom poradí.

SLV

Ponovna namestitev. Nadaljujte v obratnem vrstnem redu kot pri odstranitvi.

SWE

Ditsättning. Sätt dit i omvänd ordningsföljd mot borttagningen.

TRK

Takma. Takarken sökme işleminin tersi sırayı uygulayınız.

FRA Les instructions de montage et/ou d'utilisation prescrites par le constructeur, dans ce présent document, sont établies en fonction des spécifications techniques en vigueur à la date d'établissement du document. Elles sont susceptibles de modifications en cas de changements apportés par le constructeur à la fabrication des différents organes et accessoires des véhicules de sa marque. Ce produit ne doit pas être utilisé sur d'autres véhicules que ceux spécifiés en haut de la première page de la notice de montage et/ou d'utilisation. La sécurité est garantie si la conformité aux instructions de montage et/ou d'utilisation est suivie. Le non respect de cette notice dégage toute responsabilité du constructeur.

CZA Pokyny pro montáž a/nebo pro použití stanovené výrobcem jsou v tomto dokumentu sepsány podle technických specifikací platných v den jeho vydání. V případě změn provedených výrobcem při výrobě různých součástí nebo příslušenství vozidla jeho značky mohou být upraveny. Tento výrobek nesmí být používán na jiných vozidlech než na těch, která jsou specifikována v horní části první strany příručky pro montáž nebo uživatelské příručky.Bezpečnost je zaručena, pouze pokud jsou dodrženy všechny pokyny pro montáž a/nebo pro použití. Za případné nedodržení pokynů této příručky nenese výrobce žádnou zodpovědnost.

DAN Instruktionerne for montering og/eller brug som foreskrives af fabrikanten i herværende dokument, er udarbejdet ud fra de tekniske specifikationer, der var gældende på dagen, da dokumentet blev udfærdiget. Instruktionerne kan ændres, hvis fabrikanten foretager ændringer vedrørende fremstillingen af de forskellige dele og tilbehør til det vedkommende bilmærke. Dette produkt bør ikke anvendes på andre bilmodeller, end de der er angivet øverst på første side i monterings- og/eller brugsvejledningen. Der er garanti for sikkerheden, hvis instruktionerne for montering og/eller anvendelse følges. Hvis instruktionerne i denne vejledning ikke overholdes, bortfalder ethvert ansvar fra fabrikanten side.

DEU Die Montage- bzw. Bedienungsanleitungen, die im vorliegenden Dokument vom Hersteller vorgeschrieben werden, basieren auf den zum Zeitpunkt der Erstellung gültigen technischen Spezifikationen. Sie unterliegen eventuellen Änderungen im Falle von Modifikationen seitens des Herstellers bei der Fertigung verschiedener Komponenten und des Zubehörs der Fahrzeuge seiner Marke. Dieses Produkt darf bei keinem anderen als dem oben auf der ersten Seite dieser Montage- oder Bedienungsanleitung angegebenen Fahrzeug verwendet werden. Die Sicherheit ist garantiert, insofern die Montage- oder Bedienungsanleitung befolgt wird. Bei Nichtbeachtung dieser Anleitung wird vom Hersteller keine Haftung übernommen.

ENG The instructions for assembly and/or use provided by the manufacturer in this document reflect the technical specifications that were applicable at the time of writing. These instructions are subject to change if the manufacturer makes changes to the production of the subsystems and accessories used in the brand's vehicles. This product must only be used with the vehicles mentioned at the top of the first page of the assembly and/or user manual. Following the instructions for assembly and/or use will guarantee safe use of the product. The manufacturer shall not be held liable if these instructions are not followed.

ESP Las instrucciones de montaje y/o de utilización prescritas por el constructor en este documento se han establecido en función de las especificaciones técnicas en vigor en la fecha de elaboración del documento. Estas instrucciones pueden ser modificadas en caso de que el constructor introduzca cambios en la fabricación de las diferentes unidades y accesorios de los vehículos de su marca. Este producto solamente se puede utilizar con los vehículos especificados en la parte superior de la primera página de las instrucciones de montaje y/o de utilización. La seguridad del producto está totalmente garantizada si se siguen todas las instrucciones de montaje y/o de utilización. Sin embargo, el hecho de no respetar estas instrucciones exime al constructor de toda responsabilidad.

EST Selles dokumendis sisalduvad tootjapoolsed paigaldus- ja/või kasutusjuhised vastavad dokumendi koostamise hetkel kehtivatele tehnilistele eeskirjadele. Juhised võivad muutuda, kui tootja teeb muudatusi oma sõidukite erinevate komponentide ja lisavarustuse tootmises. See toode on mõeldud kasutamiseks üksnes neil sõidukitel, mis on kirjas paigaldus- ja/või kasutusjuhendi esimese lehekülje ülaservas. Turvalisus on tagatud juhul, kui paigaldus- ja/või kasutusjuhiseid järgitakse. Kui seda juhendit ei järgita, on tootja vabastatud igasugusest vastutusest.

FIN Tässä kirjassa esitetyt asennus-/käyttöohjeet perustuvat siihen rakenteeseen, joka oli käytössä kirjaa laadittaessa. Asennus-/käyttöohjeet saattavat muuttua komponenteissa ja varusteissa käyttöön otettujen muutosten vaikutuksesta. Tätä tuotetta saa käyttää ainoastaan niissä autoissa, jotka on listattu asennus-/käyttöohjeen ensimmäisen sivun yläreunassa. Turvallisuus on taattu, jos noudatetaan asennus-/käyttöohjeita. Jos tämän kirjan ohjeita ei noudateta, valmistaja vapautuu kaikesta vastuusta.

GRK Οι οδηγίες τοποθέτησης και/ή χρήσης που συνιστώνται από τον κατασκευαστή στο παρόν έντυπο έχουν καθοριστεί βάσει των τεχνικών προδιαγραφών που ίσχυαν κατά την ημερομηνία κατάρτισης του εντύπου. Ενδέχεται να υπάρξουν τροποποιήσεις σε περίπτωση που ο κατασκευαστής επιφέρει αλλαγές στην κατασκευή των διαφόρων οργάνων και εξαρτημάτων των αυτοκινήτων της μάρκας του. Απαγορεύεται η χρήση αυτού του προϊόντος σε άλλα αυτοκίνητα από εκείνα που αναφέρονται στην αρχή της πρώτης σελίδας του βιβλίου οδηγιών τοποθέτησης και/ή χρήσης. Η ασφάλεια είναι εγγυημένο εφόσον τηρούνται οι οδηγίες τοποθέτησης και/ή χρήσης. Η μη τήρηση αυτών των οδηγιών απαλλάσσει τον κατασκευαστή από οποιαδήποτε ευθύνη.

CRO Uputstva za postavljanje i/ili korištenje propisana od strane proizvođača, u ovom dokumentu, sastavljena su na temelju tehničkih specifikacija koje su važeće na dan izdavanja ovog dokumenta. Podložna su promjenama u slučaju da proizvođač unese promjene pri proizvodnji različitih sklopova i dodatne opreme za vozila svoje marke. Ovaj proizvod ne smije se koristiti na na drugim vozilima osim na onim navedenim na vrhu prve stranice uputstva za postavljanje i/ili upotrebu. Sigurnost je zajamčena ako se strogo slijede pravila u uputstvima za postavljanje i/ili korištenje.Proizvođač ne preuzima odgovornost u slučaju nepoštivanja ovih uputstava.

HUN A jelen dokumentumban szereplõ, a gyártó által elõírt szerelési és/vagy használati utasítások a kiadvány összeállításakor érvényben lévõ mûszaki jellemzõk alapján lettek kialakítva. Amennyiben a gyártó a gépkocsi bizonyos szerkezeti elemeit megváltoztatja, akkor azzal együtt a szerelési/használati elõírások is változhatnak. Ez a termék kizárólag a szerelési és/vagy használati útmutató elsõ oldalának felsõ részén megadott gépkocsik esetén használható. A biztonságos használat csak a szerelési és/vagy használati utasítások pontos betartása esetén garantált. Az útmutató utasításainak be nem tartása esetén a gyártó semmilyen felelõsséget nem vállal.

ITA Le istruzioni di montaggio e/o d'uso prescritte dal costruttore, nel presente documento, sono elaborate in funzione delle specificazioni tecniche in vigore alla data dell'elaborazione del documento. Sono suscettibili di modifiche qualora il costruttore apporti delle modifiche nella fabbricazione di differenti organi e accessori dei veicoli recanti il suo marchio. Questo prodotto non deve essere utilizzato su veicoli diversi da quelli specificati in alto nella prima pagina delle istruzioni di montaggio e / o d'uso. La sicurezza è garantita nel caso in cui viene osservata la conformità alle istruzioni di montaggio e/o d'uso. Il mancato rispetto di queste istruzioni declina il costruttore da ogni responsabilità.

JPN メーカー規定の取扱説明書や取付説明書は、各々技術仕様に応じて作成されたもので、作成日から有効となります。 これらの説明書は、本メーカーによる車両の各コンポーネントおよびアクセサリーの製造変更にともない改訂されることがあります。 取扱説明書や取付説明書は、各説明書の最初のページ上部に特定されている車両以外には使用できません。取扱説明書や取付説明書の記載内容を完全に遵守する場合のみ安全が保証されます。説明書の記載内容を遵守されない場合、メーカーは一切の責任を負うものではありません。

KOR 제작사에 의해 규정된 조립설명서 그리고/또는 사용설명서가 있는 이 서류는, 제작 날짜에 유효한 기술적인 기능을 설명하기 위해 기술되었습니다. 제작사의 다양한 장치와 부품의 수정은 사전예고 없이 이루어질 수 있습니다. 이 제품은 조립설명서 그리고/또는 사용설명서의 첫번째 페이지의 윗부분에 언급되어 있는 차량 외에 사용해서는 안됩니다. 조립설명서 그리고/또는 사용설명서를 준수하였을 경우에 안전이 보장됩니다. 이 문서의 내용을 준수하지 않았을 때 발생하는 모든 문제는 제작사가 책임을 지지 않습니다.

LTH Montavimo ir / arba naudojimo instrukcijos, kurias šiame dokumente pateikė gamintojas, parašytos remiantis dokumento sudarymo metu galiojančiomis technikos specifikacijomis. Instrukcijos gali keistis, jei gamintojas pakeistų tam tikrų šios markės automobilių elementų ar prietaisų gamybą. Šį gaminį naudoti galima tik tuose automobiliuose, kurie nurodyti montavimo ir / arba naudojimo instrukcijų pirmojo puslapio viršuje. Laikantis montavimo ir / arba naudojimo instrukcijų, sauga garantuojama. Nesilaikant šiame dokumente išdėstytų nurodymų gamintojas neprisiima jokios atsakomybės.

LET Ražotāja sniegtās montāžas un/vai lietošanas instrukcijas šajā dokumentā atbilst tai tehniskajai specifikācijai, kas ir spēkā dokumenta sastādīšanas datumā. Tās var mainīties, ražotājam ieviešot izmaiņas savas markas automašīnu ierīču un piederumu ražošanā. Šo izstrādājumu var izmantot tikai montāžas un/vai lietošanas rokasgrāmatas pirmajā lapā norādītajās automašīnās. Drošība ir garantēta, ja tiek ievērotas montāžas un/vai lietošanas instrukcijas. Šīs rokasgrāmatas neievērošana atbrīvo ražotāju no atbildības.

NLD De door constructeur voorgeschreven aanwijzingen voor de montage en/of het gebruik die in dit document staan, zijn opgesteld volgens de technische richtlijnen die van kracht waren toen dit document werd samengesteld. Deze kunnen veranderen indien de constructeur fabricagewijzigingen op onderdelen of accessoires van de auto's van zijn merk heeft aangebracht. Dit product mag alleen worden gebruikt op de modellen die zijn aangegeven bovenaan de eerste bladzijde van de montage- en/of gebruiksaanwijzing. De veiligheid is alleen gegarandeerd als conform de montage- en/of gebruiksaanwijzing is gewerkt. De constructeur is niet aansprakelijk indien deze aanwijzingen niet zijn opgevolgd.

NOR Anvisningene om montering og/eller bruk som produsenten har angitt i dette dokumentet, er basert på de tekniske spesifikasjonene som var gjeldende da dokumentet ble utarbeidet. Disse kan bli gjenstand for modifikasjoner i forbindelse med produsentens endringer av fremstillingen av de ulike elementer og tilbehør for kjøretøy av dette merket. Dette produktet må ikke brukes på andre kjøretøy enn de som er angitt øverst på første side i monterings- og/eller bruksanvisningen. Sikkerheten er garantert hvis bruken er i samsvar med monterings- og/eller bruksanvisningen. Produsenten fraskriver seg alt ansvar ved manglende overhold av disse anvisnin gene.

PLK Instrukcje dotyczące montażu i/lub użytkowania zalecane przez producenta w niniejszej dokumentacji zostały opracowane na podstawie warunków technicznych obowiązujących w dniu redagowania tekstu. Mogą one ulec zmianom w przypadku wprowadzania przez producenta modyfikacji procesu produkcji różnych podzespołów i akcesoriów pojazdów tej marki Wymieniony produkt powinien być używany wyłącznie w pojazdach przytoczonych w górnej części pierwszej strony instrukcji montażu i/lub instrukcji obsługi. Przestrzeganie instrukcji montażu i/lub użytkowania gwarantuje bezpieczeństwo. W przypadku nieprzestrzegania niniejszych zaleceń, producent nie ponosi żadnej odpowiedzialności.

PTG As instruções de montagem e/ou utilização prescritas pelo construtor, no presente documento, são estabelecidas em função das especificações técnicas em vigor, à data da sua redacção. Estas instruções são susceptíveis de modificação, no caso de se verificarem alterações, introduzidas pelo construtor, no fabrico dos diferentes órgãos e acessórios das viaturas da sua marca. Este produto não deve ser utilizado em veículos diferentes dos especificados na parte superior da primeira página do guia de montagem e/ou de utilização. A segurança é garantida, se forem respeitadas as instruções de montagem e/ou utilização. O desrespeito por estas instruções iliba o construtor de qualquer responsabilidade.

ROM Instrucţiunile de montare şi/sau de utilizare prescrise de către constructor, în prezentul document, sunt stabilite în funcţie de specificaţiile tehnice în vigoare la data redactării documentului. Ele sunt susceptibile de a fi modificate în cazul schimbărilor aduse de constructor în fabricarea diferitelor organe şi accesorii ale vehiculelor mărcii sale. Acest produs nu trebuie să fie utilizat pe alte vehicule decât cele specificate în partea de sus a primei pagini din manualul de montare şi/sau de utilizare. Securitatea este garantată dacă conformitatea cu instrucţiunile de montare şi/sau de utilizare este urmată. Nerespectarea acestui manual anulează orice responsabilitate a constructorului.

RUS Указания по установке и/или эксплуатации, описанные изготовителем в настоящем документе, соответствуют техническим условиям, действительным на момент составления руководства. В случае внесения конструктивных изменений в изготовление деталей, узлов, агрегатов автомобиля данной модели, методы ремонта могут быть также соответственно изменены. Это изделие должно использоваться только на автомобилях, перечисленных в верхней части первой страницы руководства по установке и/или эксплуатации. Безопасность гарантируется лишь в случае неукоснительного следования указаниям руководства по установке и/или эксплуатации. Несоблюдение этих указаний снимает всякую ответственность с изготовителя.

SLK Inštrukcie na montáž a/alebo používanie predpísané výrobcom v tomto dokumente boli vypracované v závislosti od predpisov platných k dátumu vytvorenia tohto dokumentu. Pri zmenách zavedených výrobcom počas výroby rôznych častí a príslušenstva vozidiel danej značky sa môžu tieto inštrukcie meniť. Tento výrobok možno používať iba na vozidlá uvedené v hornej časti prvej strany návodu na montáž a/alebo používanie. Bezpečnosť možno zaručiť iba pri dodržaní inštrukcií na montáž a používanie. Nedodržanie tohto návodu zbavuje výrobcu akejkoľvek zodpovednosti.

SLV Navodila za montažo in/ali uporabo, ki jih določa proizvajalec v tem dokumentu, so v skladu s tehničnimi specifikacijami, ki veljajo na dan sestave tega dokumenta. Te metode se lahko spremenijo v primeru, ko proizvajalec uvede spremembe pri izdelovanju različnih naprav in dodatne opreme na vozilih svoje znamke. Ta proizvod se sme uporabiti le na vozilih, ki so določena na vrhu prve strani navodil za montažo in/ali uporabo.Varnost je zagotovljena ob upoštevanju navodil za montažo in/ali uporabo. Proizvajalec ne prevzema nobene odgovornosti v primeru neupoštevanja teh navodil.

SWE De monterings- och/eller användningsanvisningar som tillverkaren föreskriver i detta dokument har upprättats i enlighet med de tekniska specifikationer som gällde vid dokumentets tillkomst. De kan ändras om tillverkaren av de olika delarna och tillbehören för respektive märke gör ändringar i produktionen. Denna produkt ska inte användas på andra bilar än dem som angivits högst upp på monterings- och/eller användningsanvisningarnas första sida. Säkerheten kan endast garanteras om monterings- och användningsanvisningarna följs. Om detta meddelande inte respekteras avsäger sig tillverkaren allt ansvar.

TRK İşbu dokümanda, üretici tarafından öngörülen Onarım Metotları, dokümanın düzenlenme tarihinde yürürlükte olan teknik spesifikasyonlar doğrultusunda oluşturulmuştur. Bu metotlar, üretici tarafından araçların çeşitli organ gruplarının ve aksesuarlarının imalatında yapılabilecek modifikasyonlar doğrultusunda değiştirilebilir. Bu ürün, montaj ve/veya kullanım kitabının ilk sayfasının üst kısmında belirtilen araçlar dışında kullanılmamalıdır.Montaj ve/veya kullanım talimatlarına uyulduğu sürece güvenlik garanti altındadır. Bu kullanım kitabına uyulmaması halinde, üretici hiçbir şekilde sorumlu olmayacaktır.